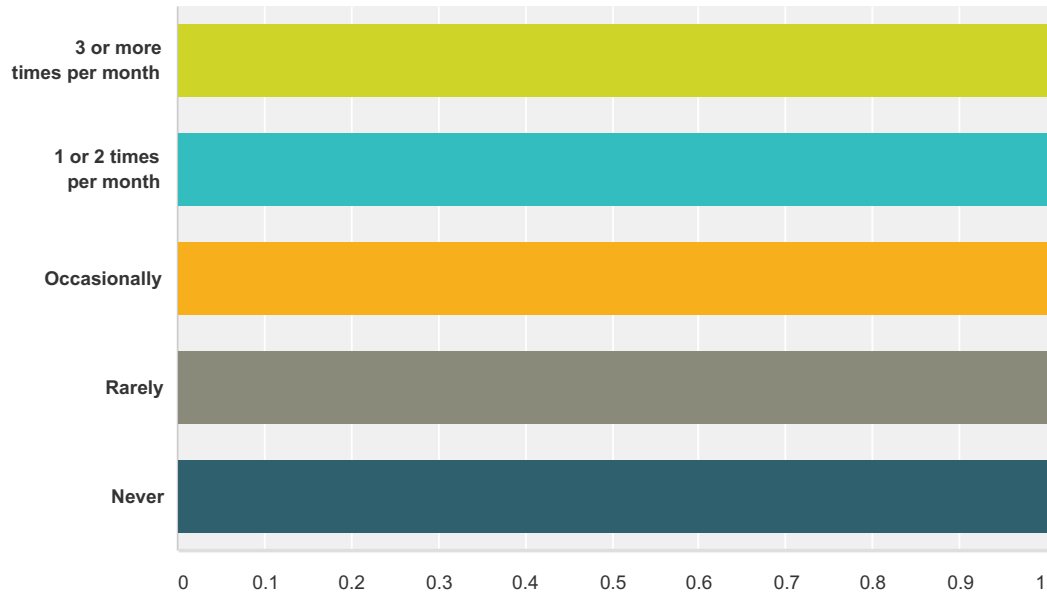


Q1 During the last year, approximately how often have you attended church on Sunday morning, either as an attendee or as an R.E. teacher?

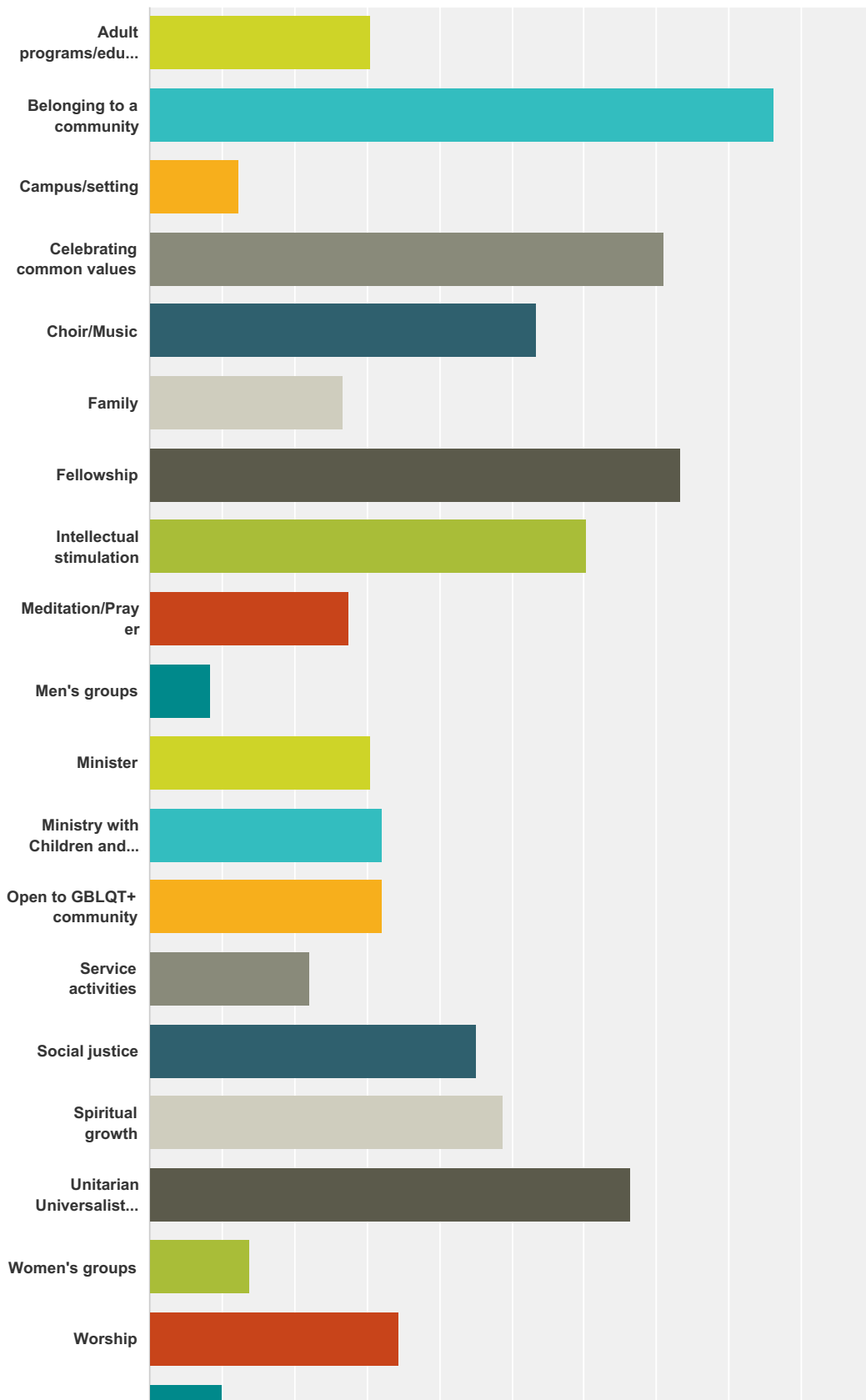
Answered: 129 Skipped: 3

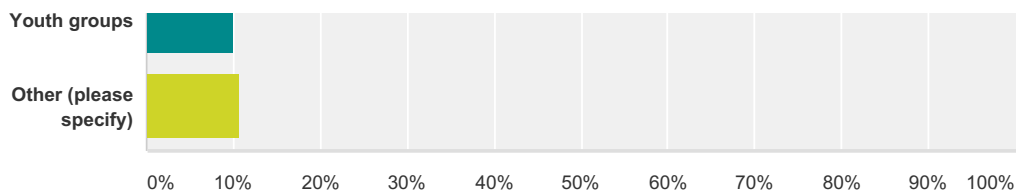


	(no label)	Total	Weighted Average
3 or more times per month	100.00% 99	99	1.00
1 or 2 times per month	100.00% 24	24	1.00
Occasionally	100.00% 2	2	1.00
Rarely	100.00% 2	2	1.00
Never	100.00% 4	4	1.00

Q2 Why do you attend UUMAN? Select all that apply.

Answered: 131 Skipped: 1

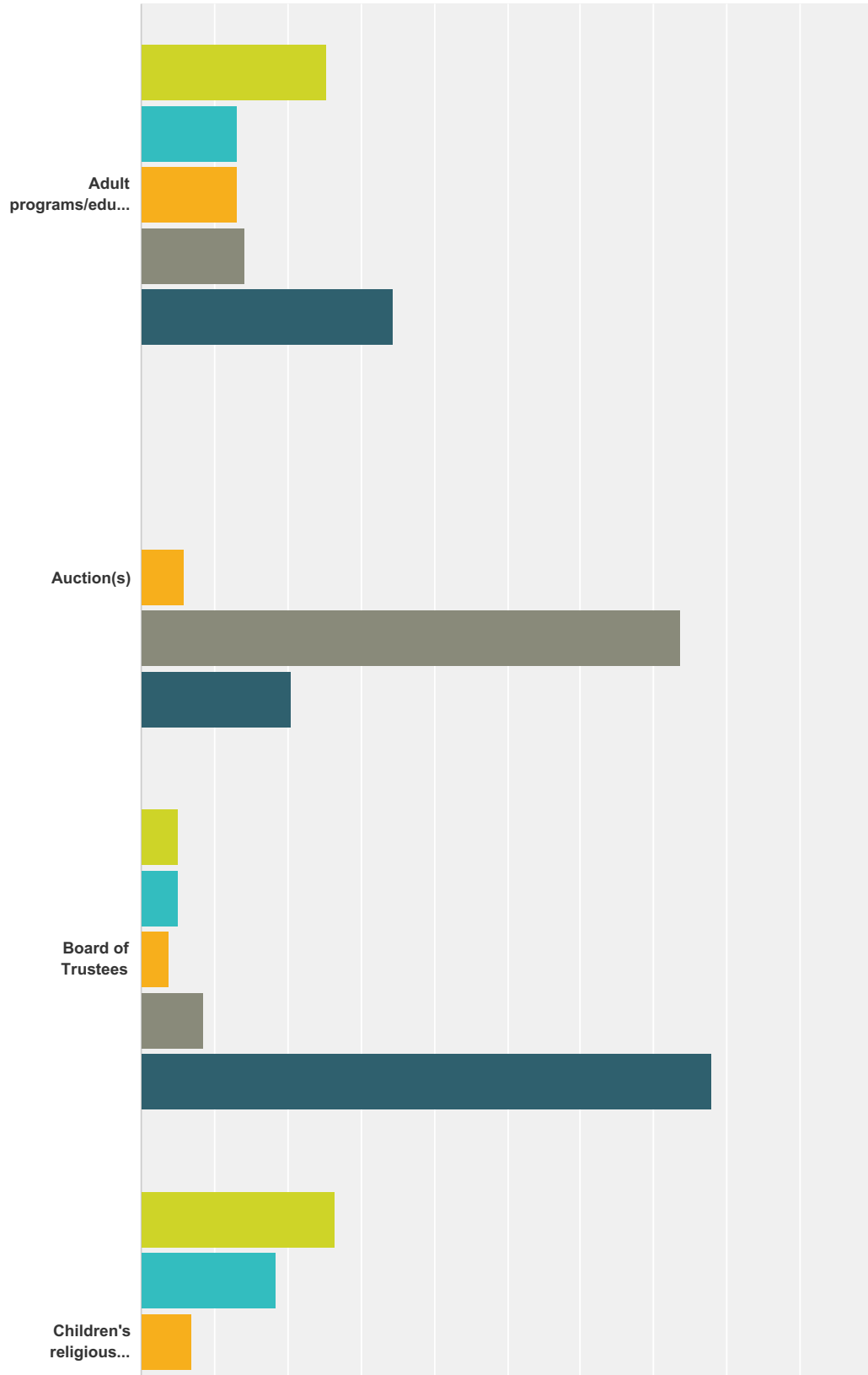


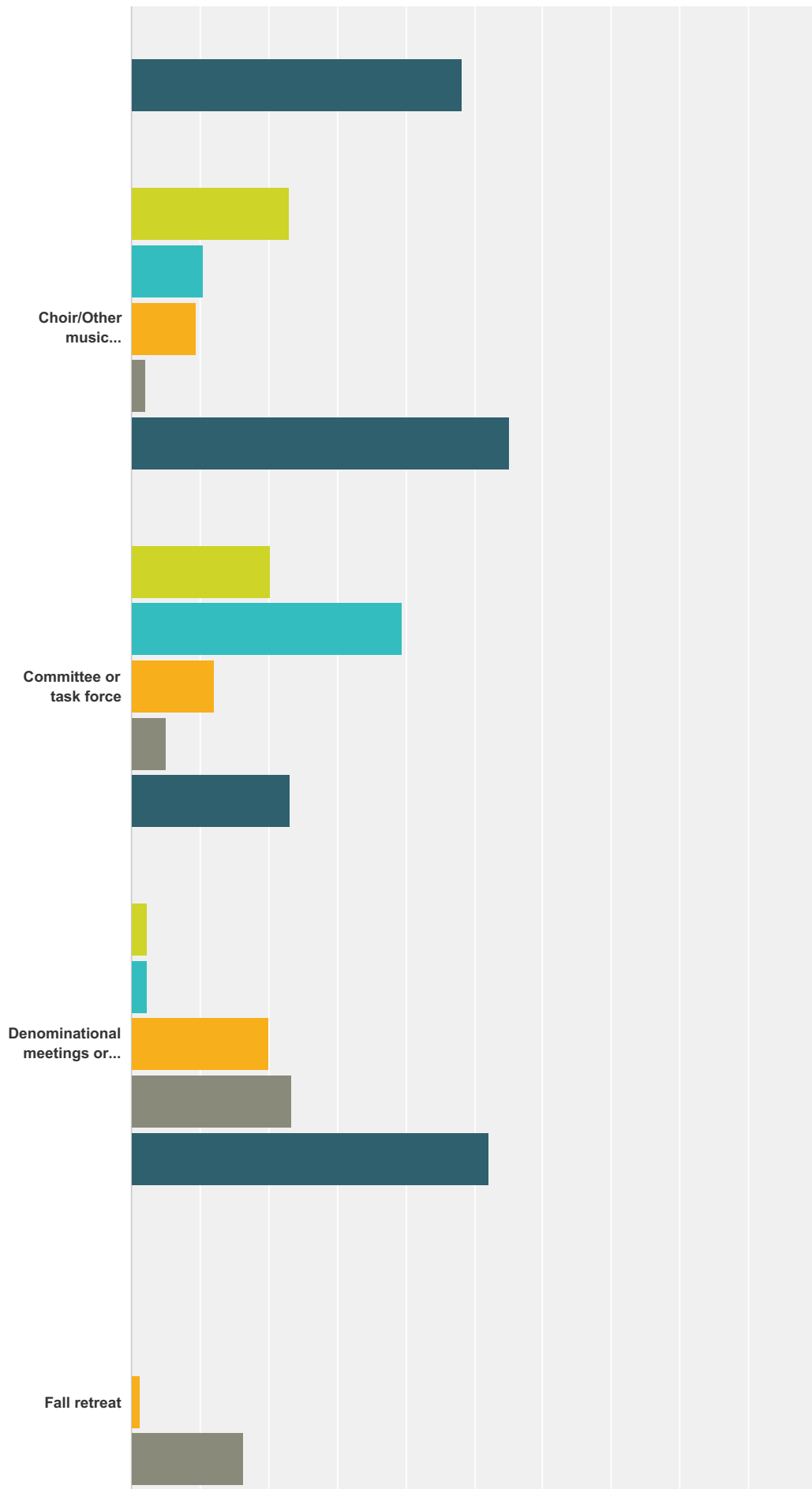


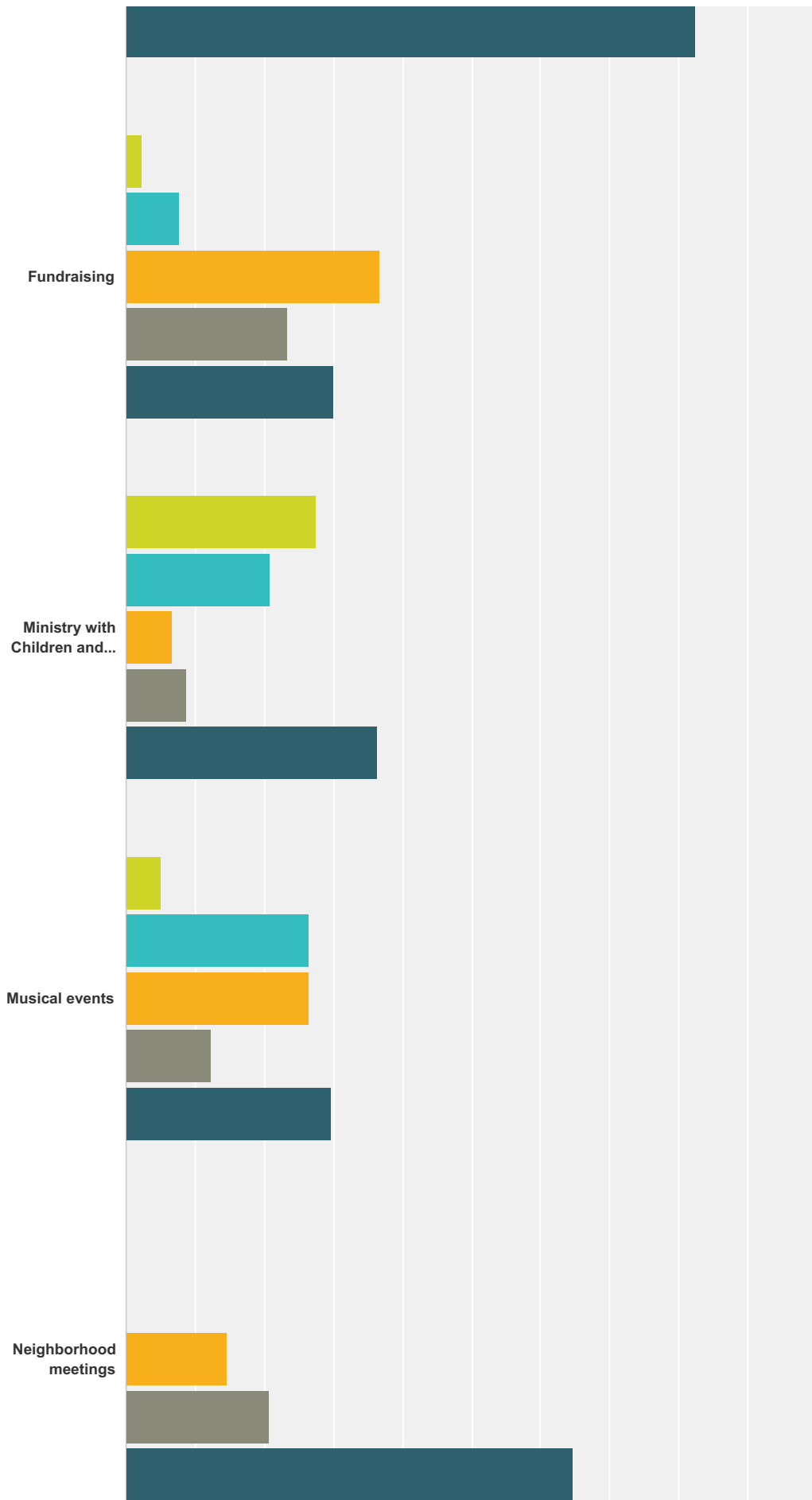
Answer Choices	Responses
Adult programs/education	30.53% 40
Belonging to a community	86.26% 113
Campus/setting	12.21% 16
Celebrating common values	70.99% 93
Choir/Music	53.44% 70
Family	26.72% 35
Fellowship	73.28% 96
Intellectual stimulation	60.31% 79
Meditation/Prayer	27.48% 36
Men's groups	8.40% 11
Minister	30.53% 40
Ministry with Children and Youth	32.06% 42
Open to GBLQT+ community	32.06% 42
Service activities	22.14% 29
Social justice	45.04% 59
Spiritual growth	48.85% 64
Unitarian Universalist beliefs	66.41% 87
Women's groups	13.74% 18
Worship	34.35% 45
Youth groups	9.92% 13
Other (please specify)	10.69% 14
Total Respondents: 131	

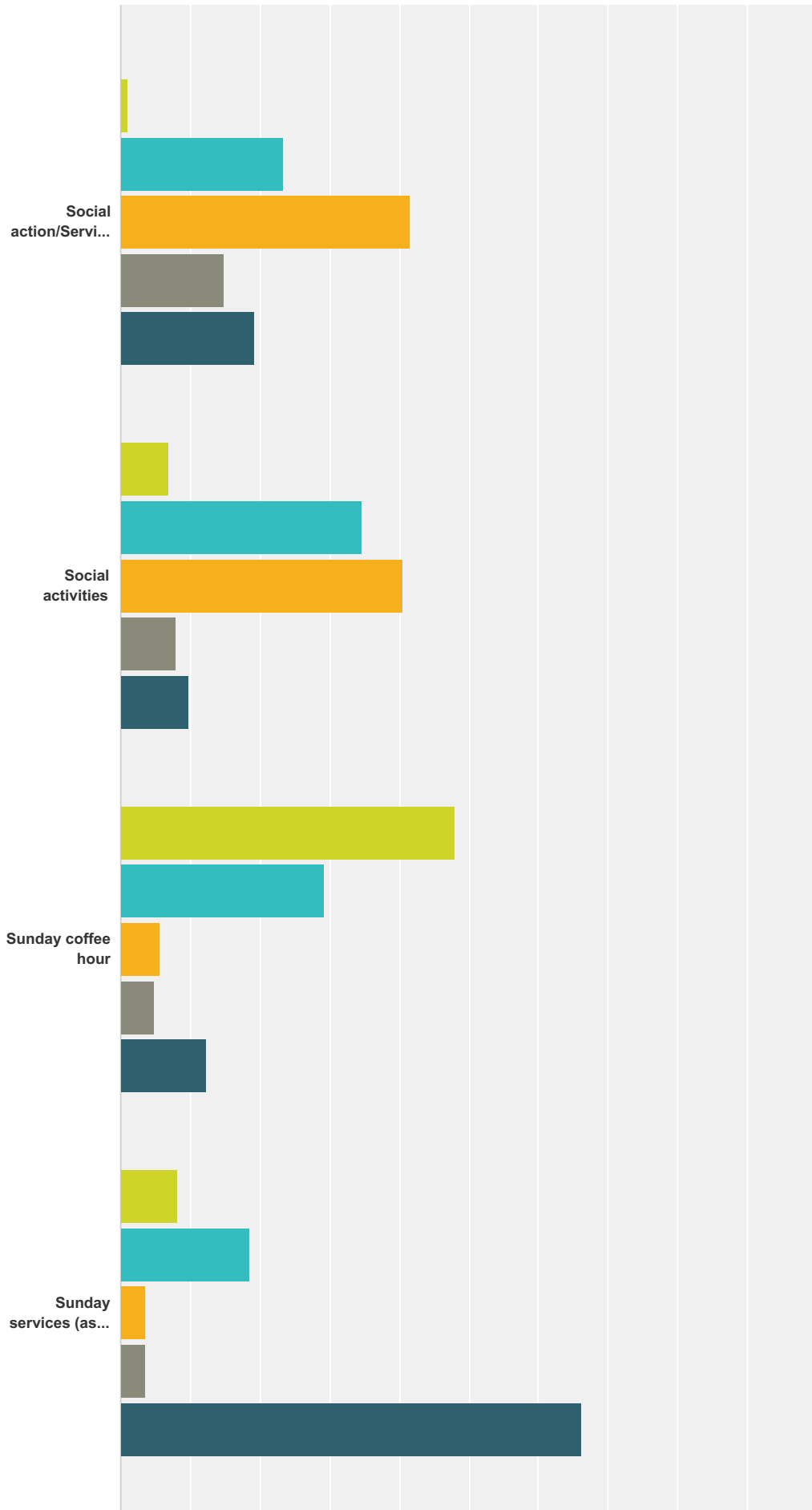
Q3 In which of the following church activities have you participated during the last year?

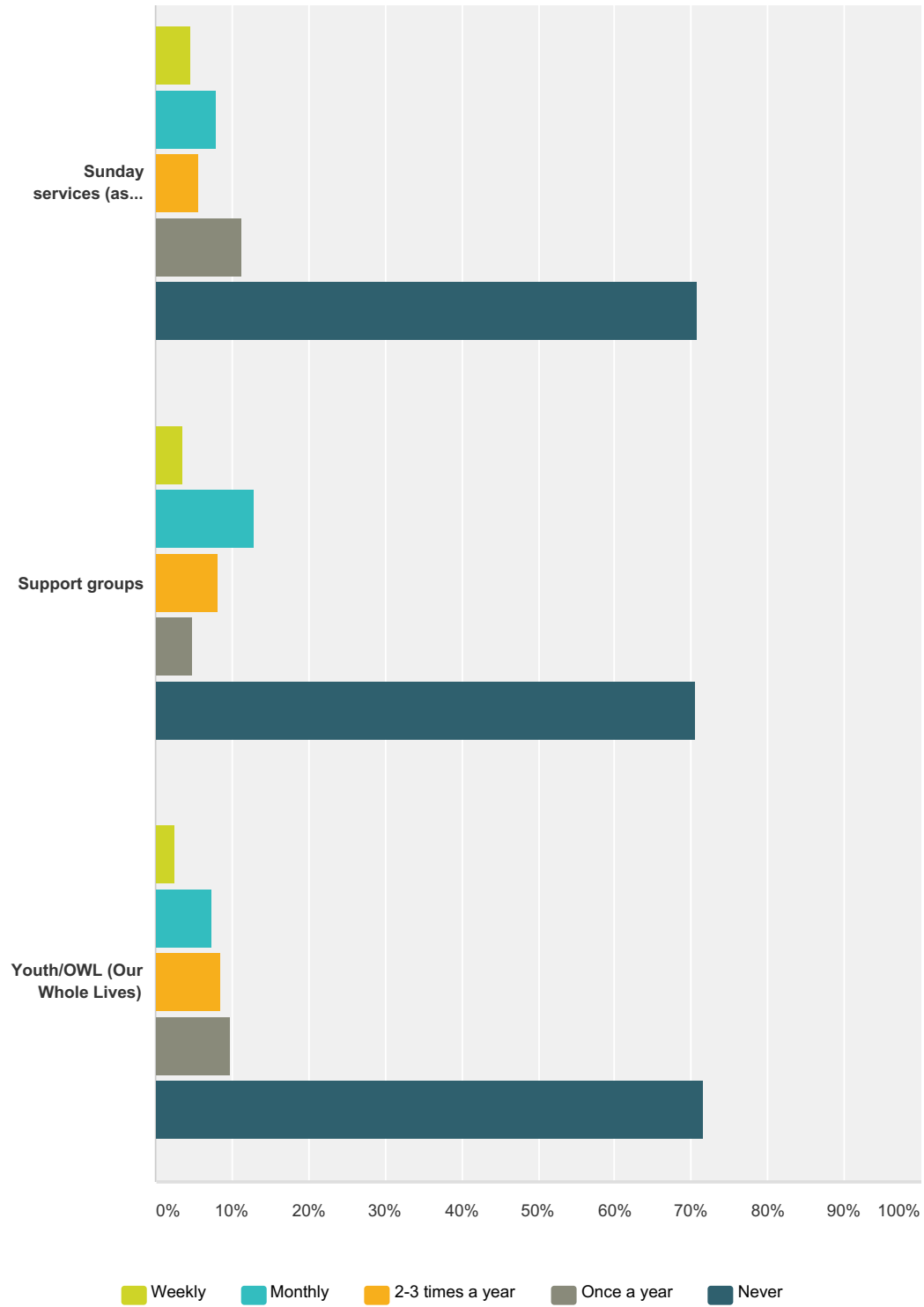
Answered: 127 Skipped: 5









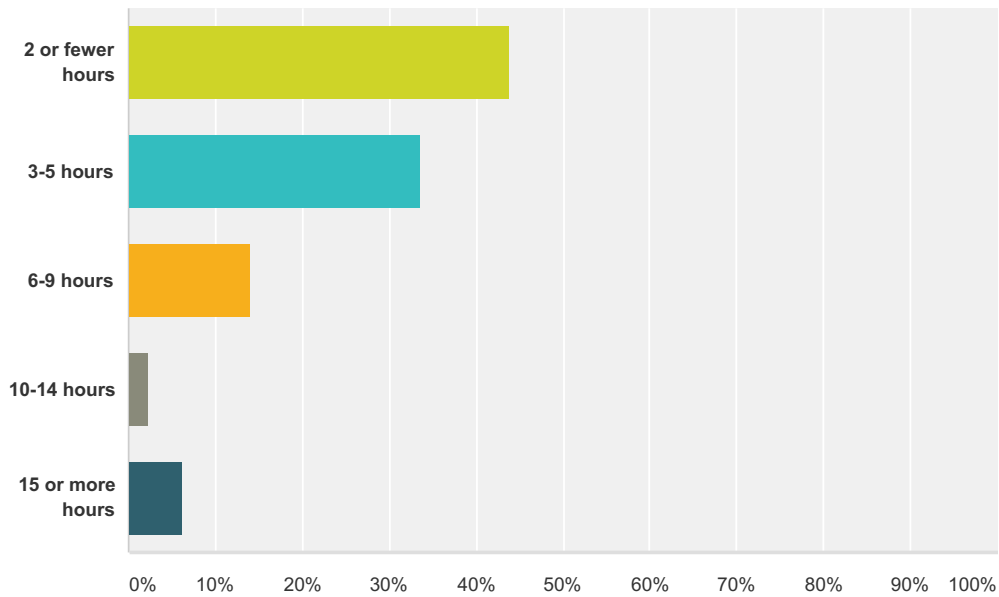


	Weekly	Monthly	2-3 times a year	Once a year	Never	Total
Adult programs/education	25.25% 25	13.13% 13	13.13% 13	14.14% 14	34.34% 34	99
Auction(s)	0.00% 0	0.00% 0	5.83% 6	73.79% 76	20.39% 21	103
Board of Trustees	4.94% 4	4.94% 4	3.70% 3	8.64% 7	77.78% 63	81

Children's religious exploration	26.44% 23	18.39% 16	6.90% 6	0.00% 0	48.28% 42	87
Choir/Other music performance	22.92% 22	10.42% 10	9.38% 9	2.08% 2	55.21% 53	96
Committee or task force	20.20% 20	39.39% 39	12.12% 12	5.05% 5	23.23% 23	99
Denominational meetings or workshops	2.22% 2	2.22% 2	20.00% 18	23.33% 21	52.22% 47	90
Fall retreat	0.00% 0	0.00% 0	1.25% 1	16.25% 13	82.50% 66	80
Fundraising	2.22% 2	7.78% 7	36.67% 33	23.33% 21	30.00% 27	90
Ministry with Children and Youth	27.47% 25	20.88% 19	6.59% 6	8.79% 8	36.26% 33	91
Musical events	5.10% 5	26.53% 26	26.53% 26	12.24% 12	29.59% 29	98
Neighborhood meetings	0.00% 0	0.00% 0	14.63% 12	20.73% 17	64.63% 53	82
Social action/Service activities	1.06% 1	23.40% 22	41.49% 39	14.89% 14	19.15% 18	94
Social activities	6.93% 7	34.65% 35	40.59% 41	7.92% 8	9.90% 10	101
Sunday coffee hour	48.11% 51	29.25% 31	5.66% 6	4.72% 5	12.26% 13	106
Sunday services (as usher, greeter, etc)	8.14% 7	18.60% 16	3.49% 3	3.49% 3	66.28% 57	86
Sunday services (as speaker or worship associate)	4.49% 4	7.87% 7	5.62% 5	11.24% 10	70.79% 63	89
Support groups	3.53% 3	12.94% 11	8.24% 7	4.71% 4	70.59% 60	85
Youth/OWL (Our Whole Lives)	2.47% 2	7.41% 6	8.64% 7	9.88% 8	71.60% 58	81

Q4 In the last 12 months, how many hours per week, on average, did you volunteer your time for church activities (including Sunday services, facilities upkeep, coffee hours, Religious Education, committee work, etc.)?

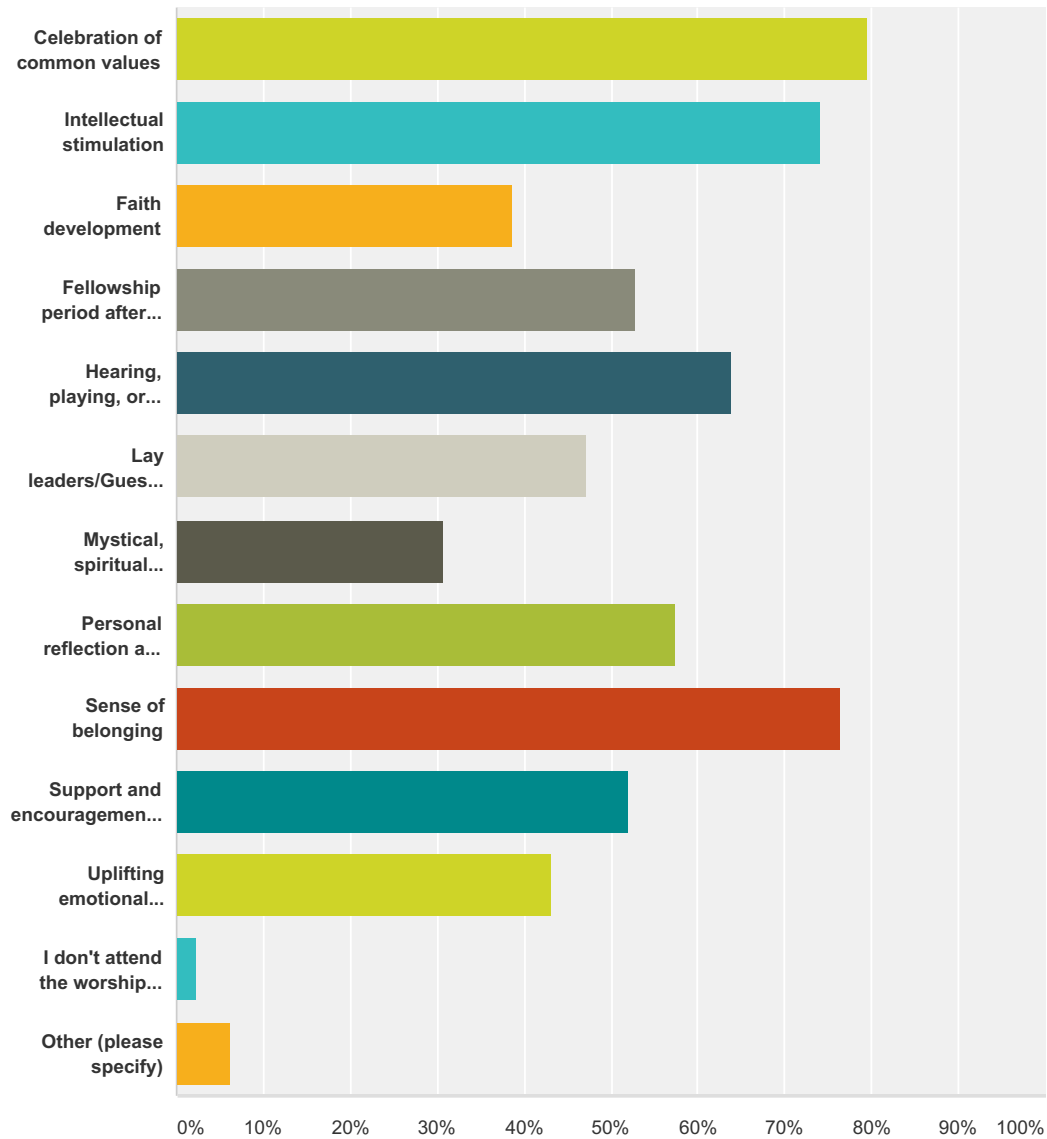
Answered: 128 Skipped: 4



Answer Choices	Responses	
2 or fewer hours	43.75%	56
3-5 hours	33.59%	43
6-9 hours	14.06%	18
10-14 hours	2.34%	3
15 or more hours	6.25%	8
Total		128

Q5 Which of the following reasons for attending worship services are important to you?

Answered: 127 Skipped: 5



Answer Choices	Responses
Celebration of common values	79.53% 101
Intellectual stimulation	74.02% 94
Faith development	38.58% 49
Fellowship period after services	52.76% 67
Hearing, playing, or singing music	63.78% 81
Lay leaders/Guest speakers	47.24% 60

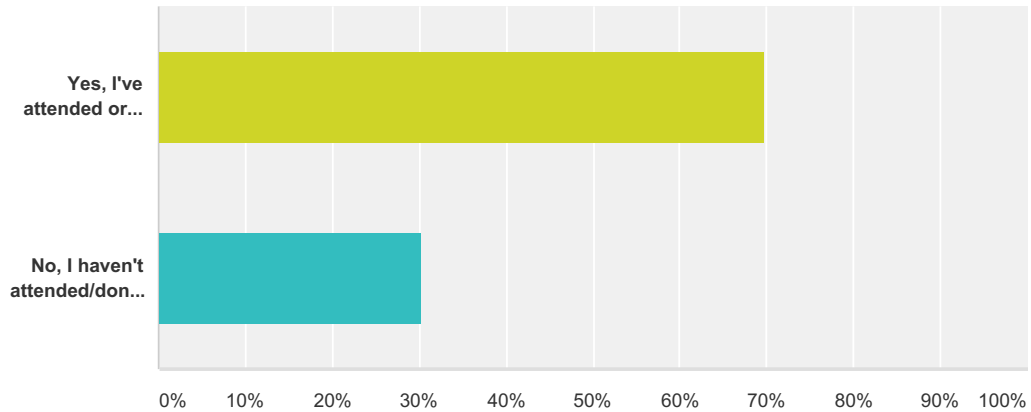
Mystical, spiritual experience	30.71%	39
Personal reflection and meditation	57.48%	73
Sense of belonging	76.38%	97
Support and encouragement for social action	51.97%	66
Uplifting emotional experience	43.31%	55
I don't attend the worship service	2.36%	3
Other (please specify)	6.30%	8
Total Respondents: 127		

Q6 You indicated that you do not attend the worship service. Please explain why that is. We would like to learn more about the reasons people don't attend.

Answered: 1 Skipped: 131

Q7 As you may know, the Ministerial Search Committee is organizing Cottage Meetings, both at members' homes and at UUMAN. Have you attended, or do you plan to attend, one of these meetings?

Answered: 129 Skipped: 3



Answer Choices	Responses
Yes, I've attended or plan to attend a Search Committee cottage meeting	69.77% 90
No, I haven't attended/don't expect to attend a Search Committee cottage meeting	30.23% 39
Total	129

Q8 What's the best thing that's happened at UUMAN for you?

Answered: 34 Skipped: 98

Q9 What's the most disappointing thing that's happened at UUMAN for you?

Answered: 32 Skipped: 100

Q10 If you had just a very brief time to do so--e.g., a 30-second elevator ride?--how would you quickly describe UUMAN to prospective members?

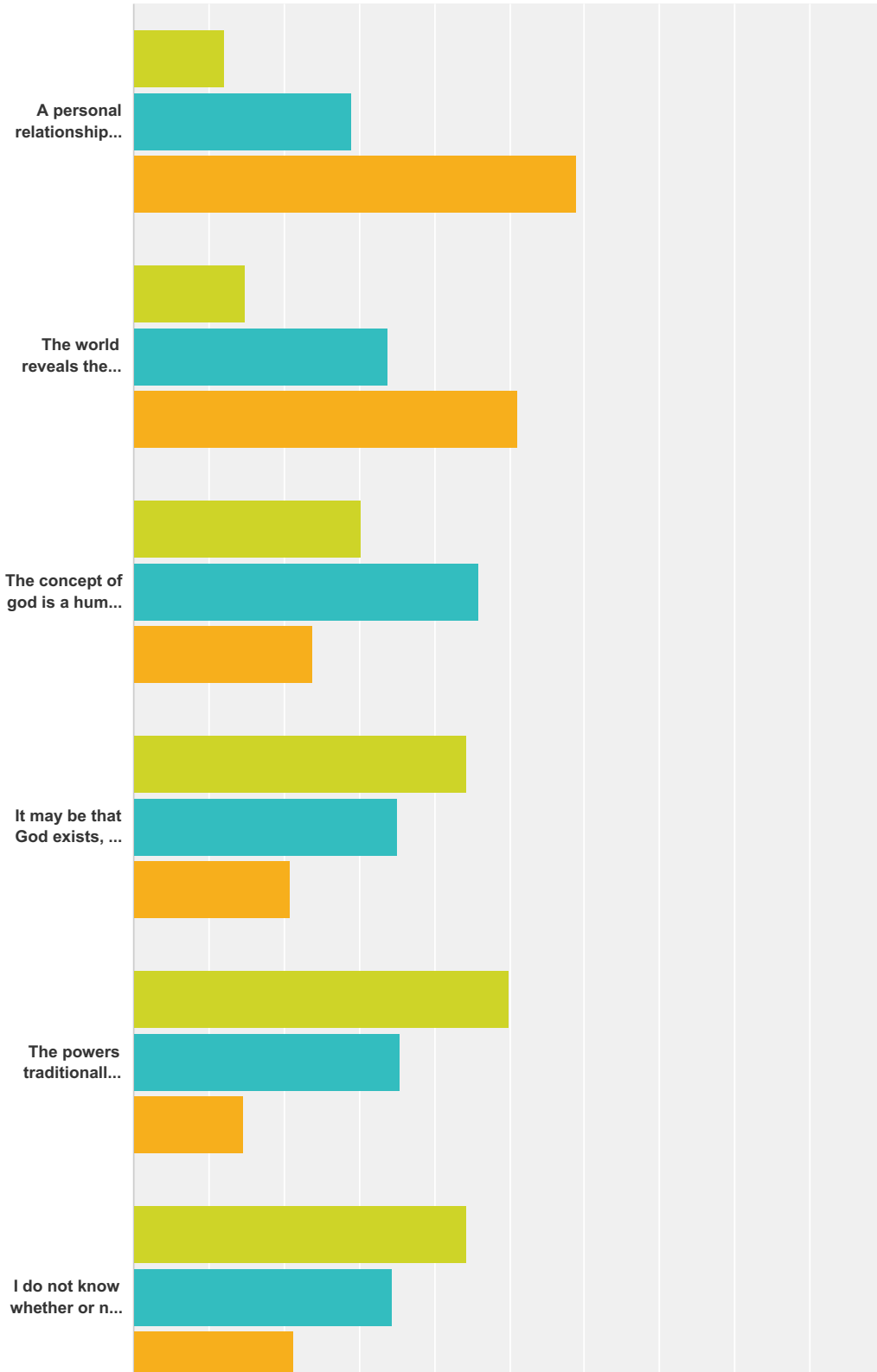
Answered: 31 Skipped: 101

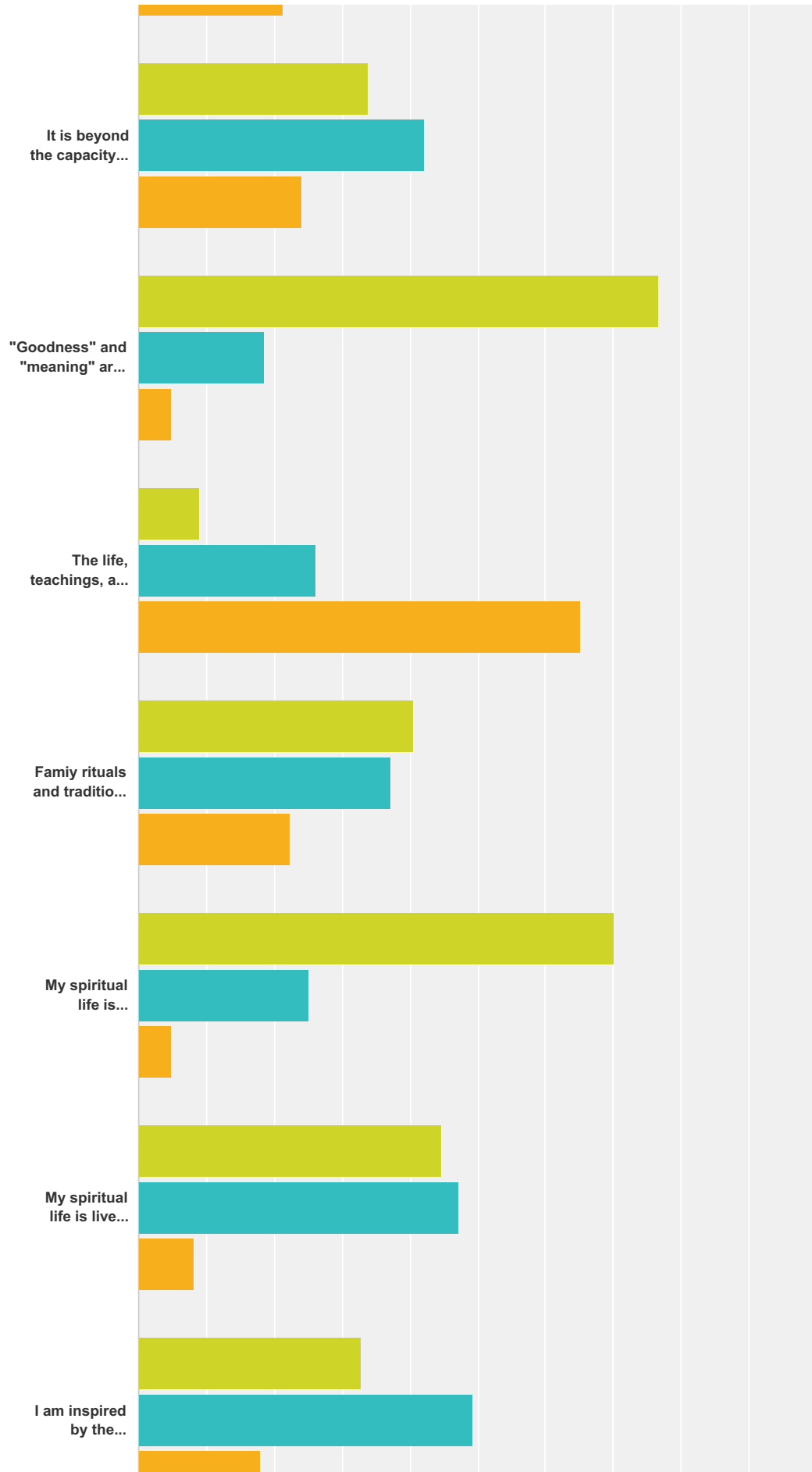
Q11 How should we measure success at UUMAN in, say, a year, or two years, from the beginning of the minister's term? What would you hope the minister has done to help accomplish this?


Answered: 30 Skipped: 102

Q12 Using a scale of 1-3 with 1 being agree and 3 being disagree, where would you locate your response to the following statements?

Answered: 125 Skipped: 7



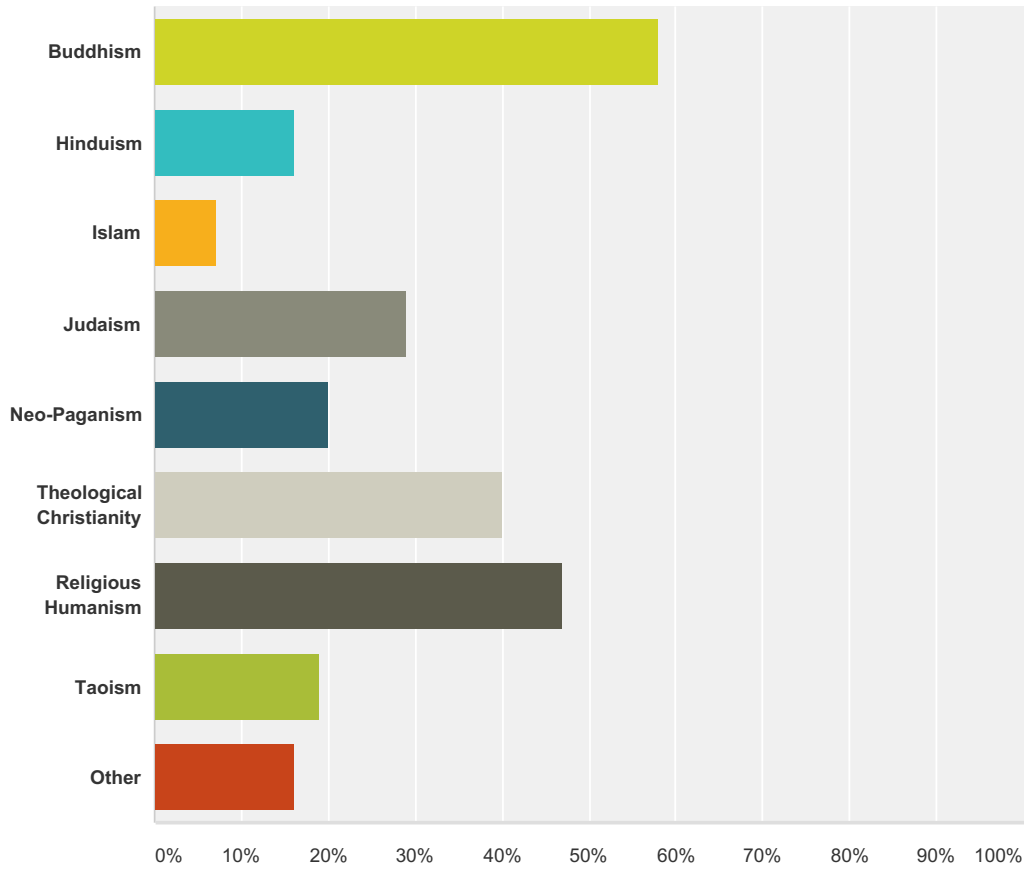




	1 (agree)	2 (neutral)	3 (disagree)	Total
A personal relationship with God is a vital part of my spiritual life and a necessary part of my worship experience	12.10% 15	29.03% 36	58.87% 73	124
The world reveals the presence of an intelligent designer, but personal knowledge of a relationship with that reality is not a possibility	14.88% 18	33.88% 41	51.24% 62	121
The concept of god is a human illusion that has caused vast suffering throughout human history	30.33% 37	45.90% 56	23.77% 29	122
It may be that God exists, but it is a waste of human energy to argue over the existence of God when there are so many more important demands upon our time and resources	44.17% 53	35.00% 42	20.83% 25	120
The powers traditionally attributed to a supernatural deity are inherent in the natural world, which is the focus of my respect and devotion	50.00% 62	35.48% 44	14.52% 18	124
I do not know whether or not God exists, but I am willing to explore the possibility	44.26% 54	34.43% 42	21.31% 26	122
It is beyond the capacity of human beings to know whether there is a God	33.88% 41	42.15% 51	23.97% 29	121
"Goodness" and "meaning" are human constructs created as a result of the human encounter with each other and the world	76.61% 95	18.55% 23	4.84% 6	124
The life, teachings, and death of Jesus of Nazareth are central to my understanding of God, the Universe, and the human condition	8.94% 11	26.02% 32	65.04% 80	123
Famiy rituals and traditions are a central element in my religious and spiritual life	40.50% 49	37.19% 45	22.31% 27	121
My spiritual life is grounded in a sense of the fullness and connectedness of all things	70.16% 87	25.00% 31	4.84% 6	124
My spiritual life is lived in response to the sacred circle of being and the effort to live in harmony with the rhythms of nature	44.72% 55	47.15% 58	8.13% 10	123
I am inspired by the traditions of indigenous peoples and find in their rituals and practices a deepened sense of the sacred and interconnected quality of life	32.79% 40	49.18% 60	18.03% 22	122

Q13 In addition to Unitarian Universalism, what faith traditions are important in your religious development? Select all that may apply to you.

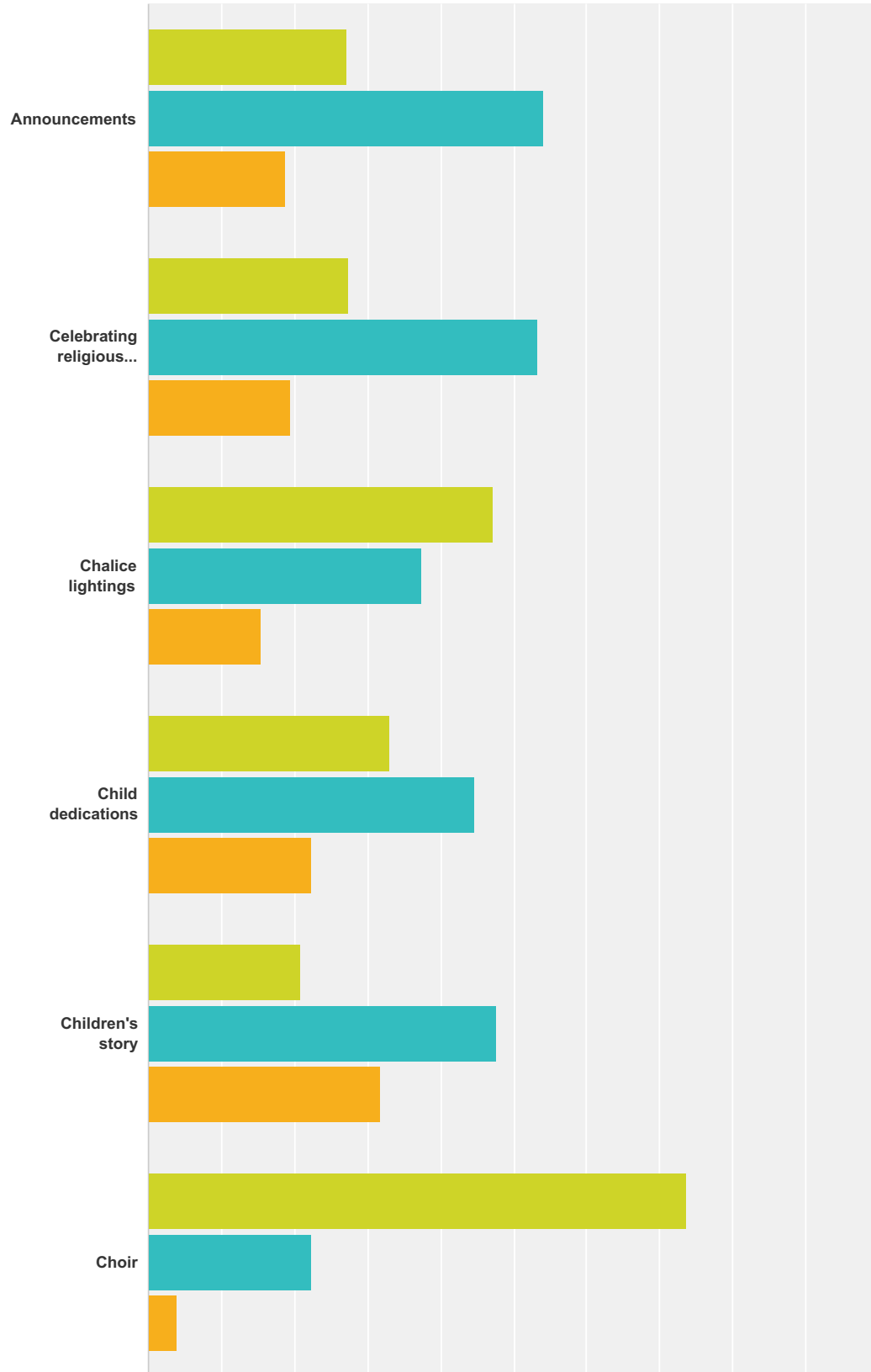
Answered: 100 Skipped: 32

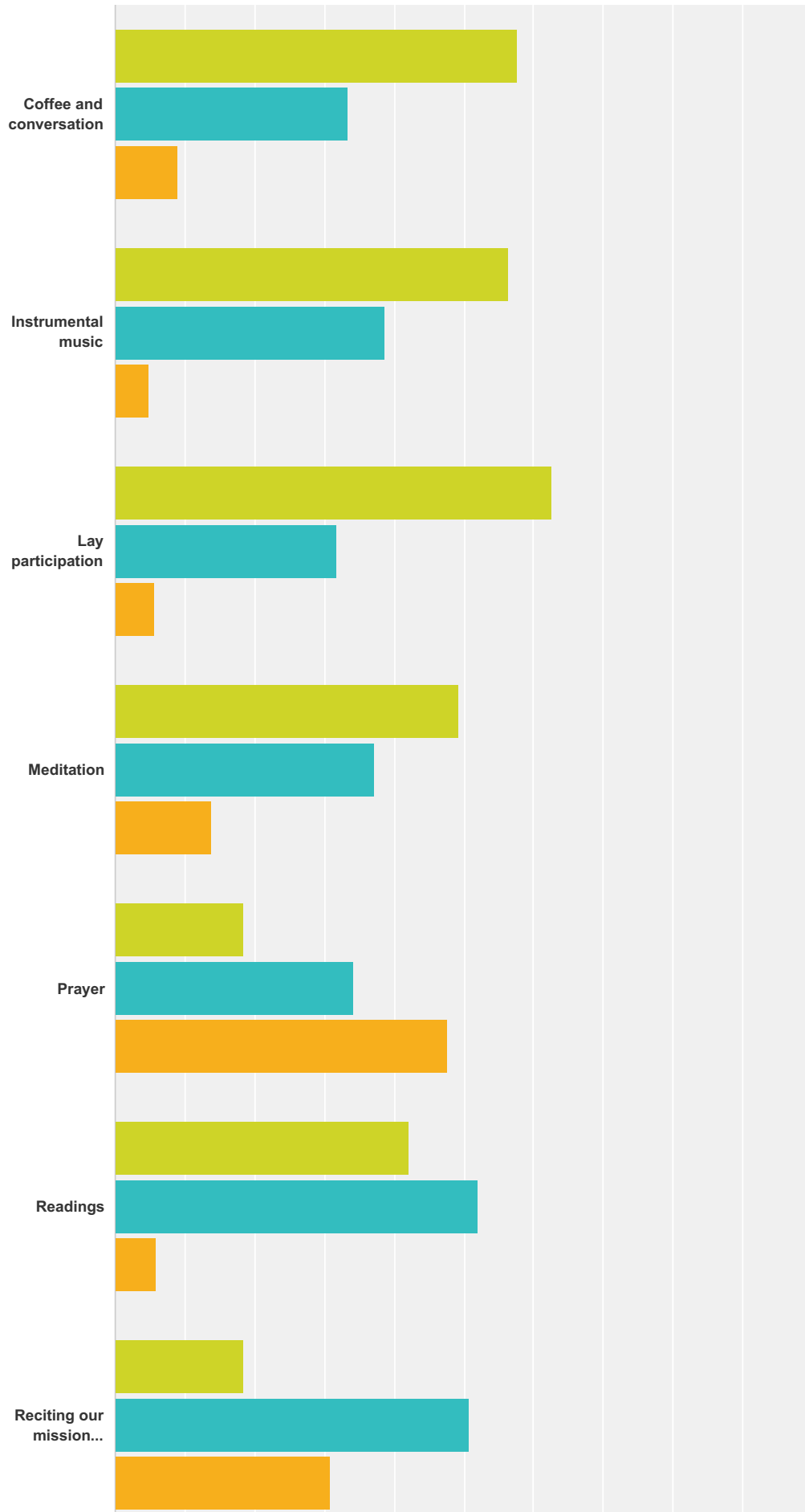


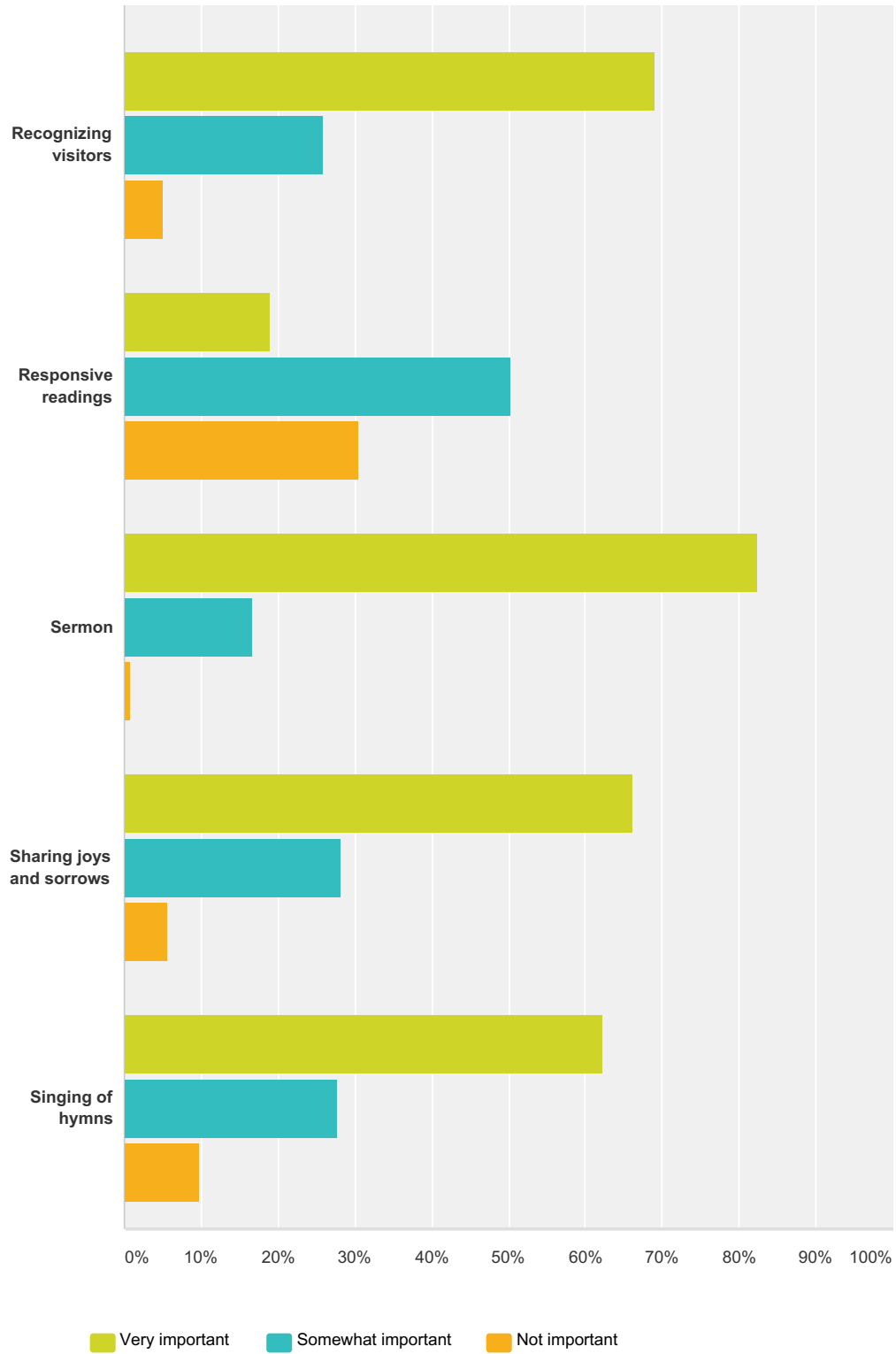
Answer Choices	Responses	Count
Buddhism	58.00%	58
Hinduism	16.00%	16
Islam	7.00%	7
Judaism	29.00%	29
Neo-Paganism	20.00%	20
Theological Christianity	40.00%	40
Religious Humanism	47.00%	47
Taoism	19.00%	19
Other	16.00%	16
Total Respondents: 100		

Q14 How important to you are the following specific items which may be part of a Sunday worship service?

Answered: 125 Skipped: 7





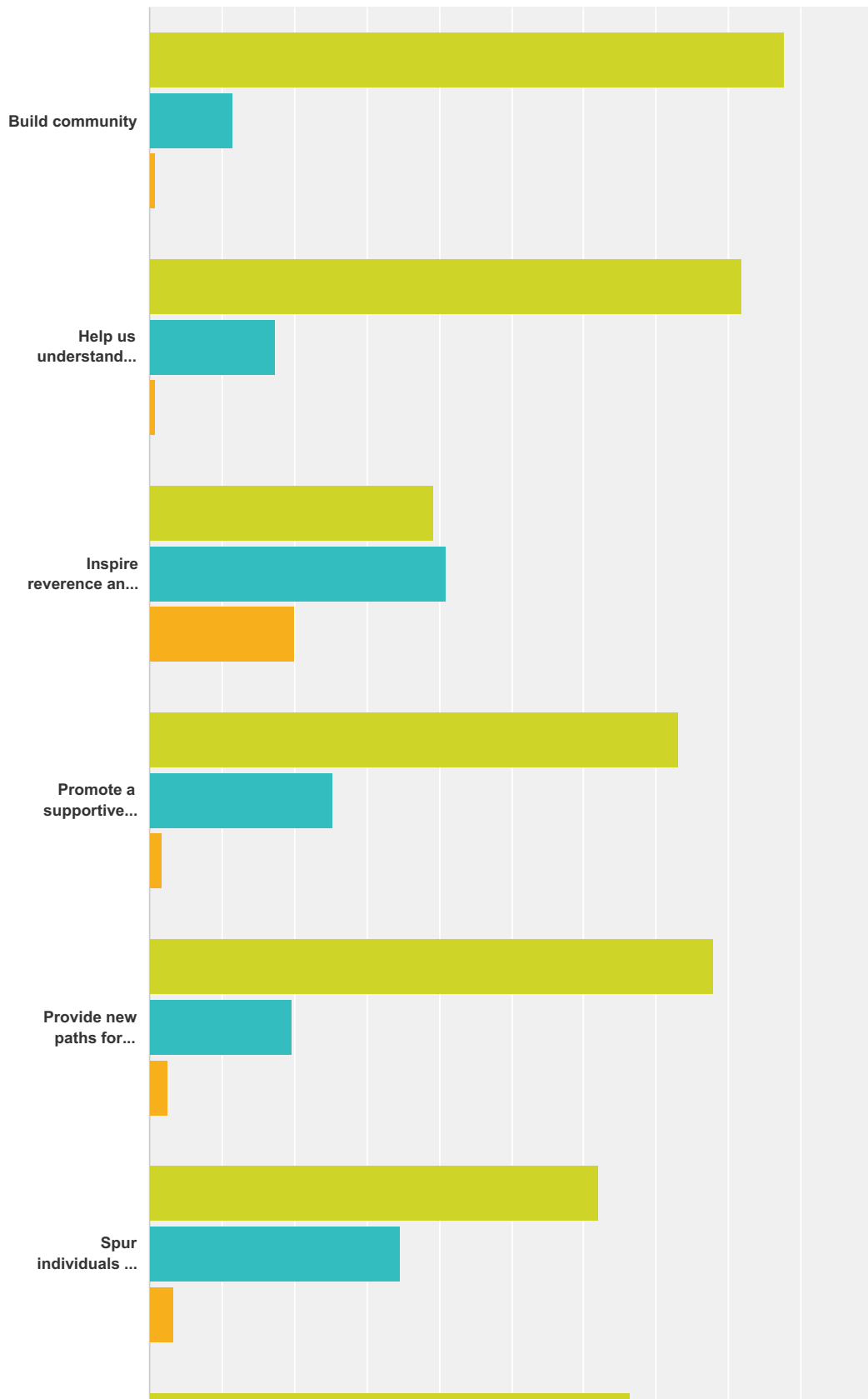


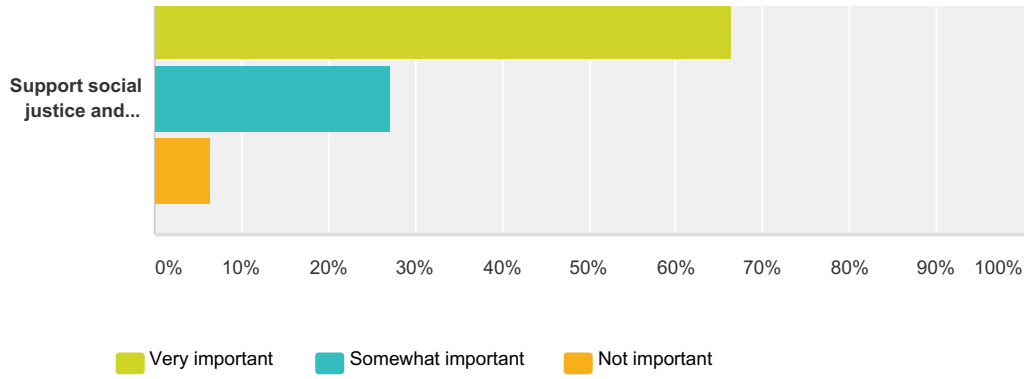
	Very important	Somewhat important	Not important	Total
Announcements	27.05% 33	54.10% 66	18.85% 23	122
Celebrating religious holidays	27.42% 34	53.23% 66	19.35% 24	124
Chalice lightings	47.15% 58	37.40% 46	15.45% 19	123

Child dedications	33.06% 40	44.63% 54	22.31% 27	121
Children's story	20.83% 25	47.50% 57	31.67% 38	120
Choir	73.60% 92	22.40% 28	4.00% 5	125
Coffee and conversation	57.72% 71	33.33% 41	8.94% 11	123
Instrumental music	56.45% 70	38.71% 48	4.84% 6	124
Lay participation	62.60% 77	31.71% 39	5.69% 7	123
Meditation	49.19% 61	37.10% 46	13.71% 17	124
Prayer	18.33% 22	34.17% 41	47.50% 57	120
Readings	42.15% 51	52.07% 63	5.79% 7	121
Reciting our mission statement	18.33% 22	50.83% 61	30.83% 37	120
Recognizing visitors	69.17% 83	25.83% 31	5.00% 6	120
Responsive readings	19.01% 23	50.41% 61	30.58% 37	121
Sermon	82.40% 103	16.80% 21	0.80% 1	125
Sharing joys and sorrows	66.13% 82	28.23% 35	5.65% 7	124
Singing of hymns	62.30% 76	27.87% 34	9.84% 12	122

Q15 How important to you are these Sunday worship service objectives?

Answered: 124 Skipped: 8

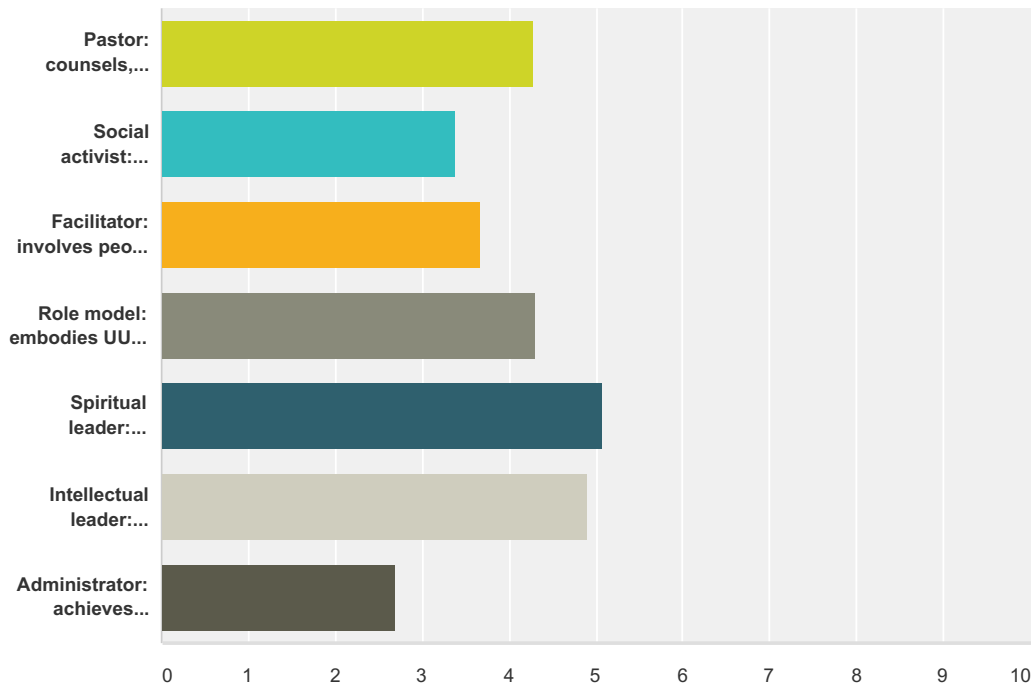




	Very important	Somewhat important	Not important	Total
Build community	87.60% 106	11.57% 14	0.83% 1	121
Help us understand ourselves better; self-reflection	81.82% 99	17.36% 21	0.83% 1	121
Inspire reverence and awe	39.17% 47	40.83% 49	20.00% 24	120
Promote a supportive environment for developing and sharing individual feelings and beliefs	73.17% 90	25.20% 31	1.63% 2	123
Provide new paths for individual growth and change	77.87% 95	19.67% 24	2.46% 3	122
Spur individuals to act on their own convictions	61.98% 75	34.71% 42	3.31% 4	121
Support social justice and activism	66.39% 81	27.05% 33	6.56% 8	122

Q16 A variety of functions comprise a minister's work. Each minister has to prioritize these functions, and thus his or her time. In what rank order would you like our next minister to do so? (Use 1 as the most important and 7 as the least.)

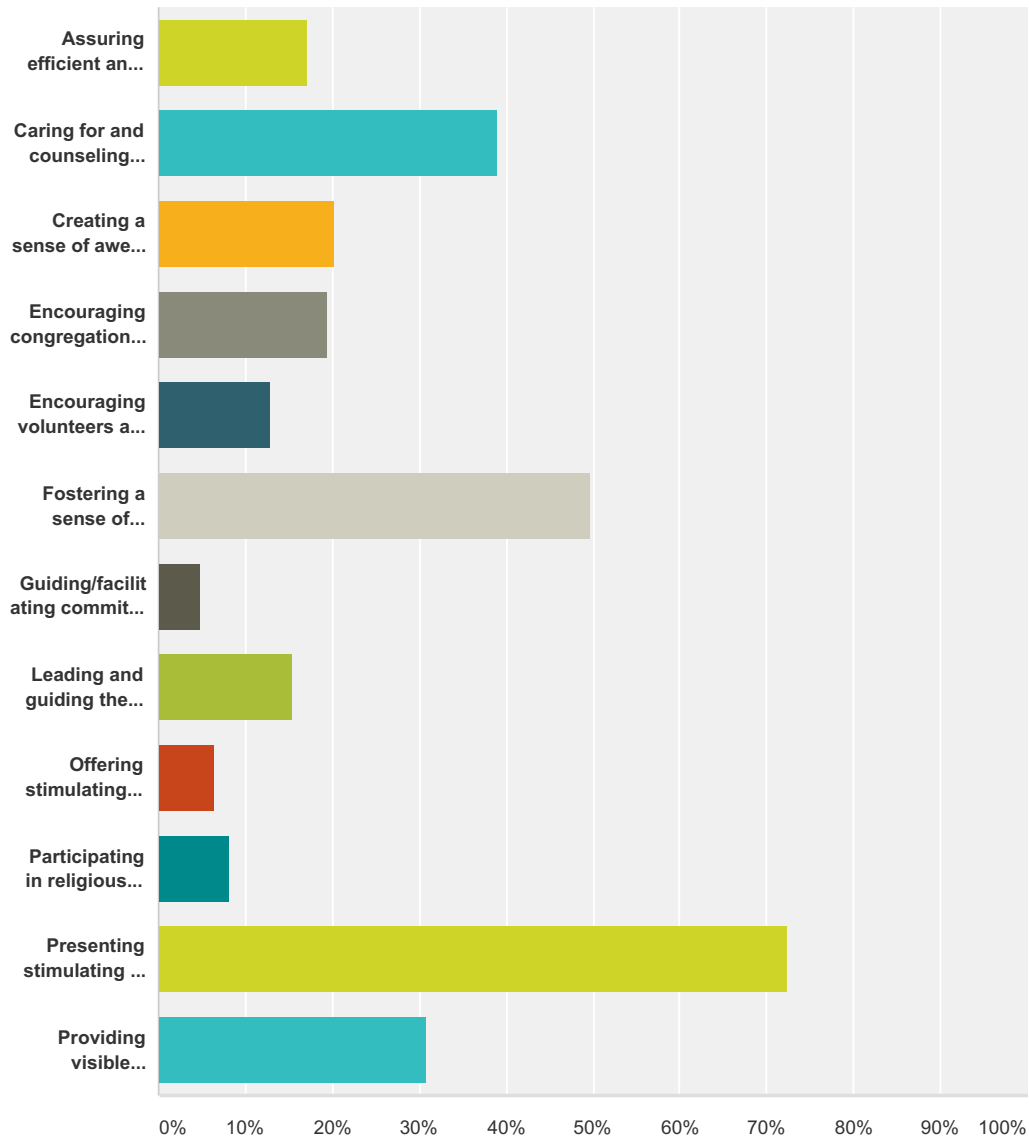
Answered: 123 Skipped: 9



	1	2	3	4	5	6	7	Total	Score
Pastor: counsels, visits the sick, visits people at home, etc.	11.50% 13	15.93% 18	16.81% 19	22.12% 25	15.04% 17	15.04% 17	3.54% 4	113	4.27
Social activist: promotes ethical values in the larger community	5.22% 6	7.83% 9	13.04% 15	21.74% 25	17.39% 20	15.65% 18	19.13% 22	115	3.38
Facilitator: involves people in congregational life	7.76% 9	11.21% 13	14.66% 17	17.24% 20	17.24% 20	20.69% 24	11.21% 13	116	3.68
Role model: embodies UU principles	19.30% 22	14.91% 17	16.67% 19	10.53% 12	9.65% 11	22.81% 26	6.14% 7	114	4.31
Spiritual leader: prepares and leads worships and celebrations	31.86% 36	21.24% 24	14.16% 16	8.85% 10	9.73% 11	7.96% 9	6.19% 7	113	5.08
Intellectual leader: challenges and stimulates the thinking of the congregation	23.73% 28	22.88% 27	19.49% 23	5.93% 7	16.10% 19	5.08% 6	6.78% 8	118	4.90
Administrator: achieves results by coordinating and supporting the efforts of others	5.00% 6	7.50% 9	7.50% 9	10.83% 13	14.17% 17	11.67% 14	43.33% 52	120	2.70

Q17 Responsibility for a successful church is shared among the minister, other staff, and lay leadership. In terms of personal capabilities and time and attention, which of the following priorities for the church's next minister do you consider to be the most important? (please check 3)

Answered: 123 Skipped: 9

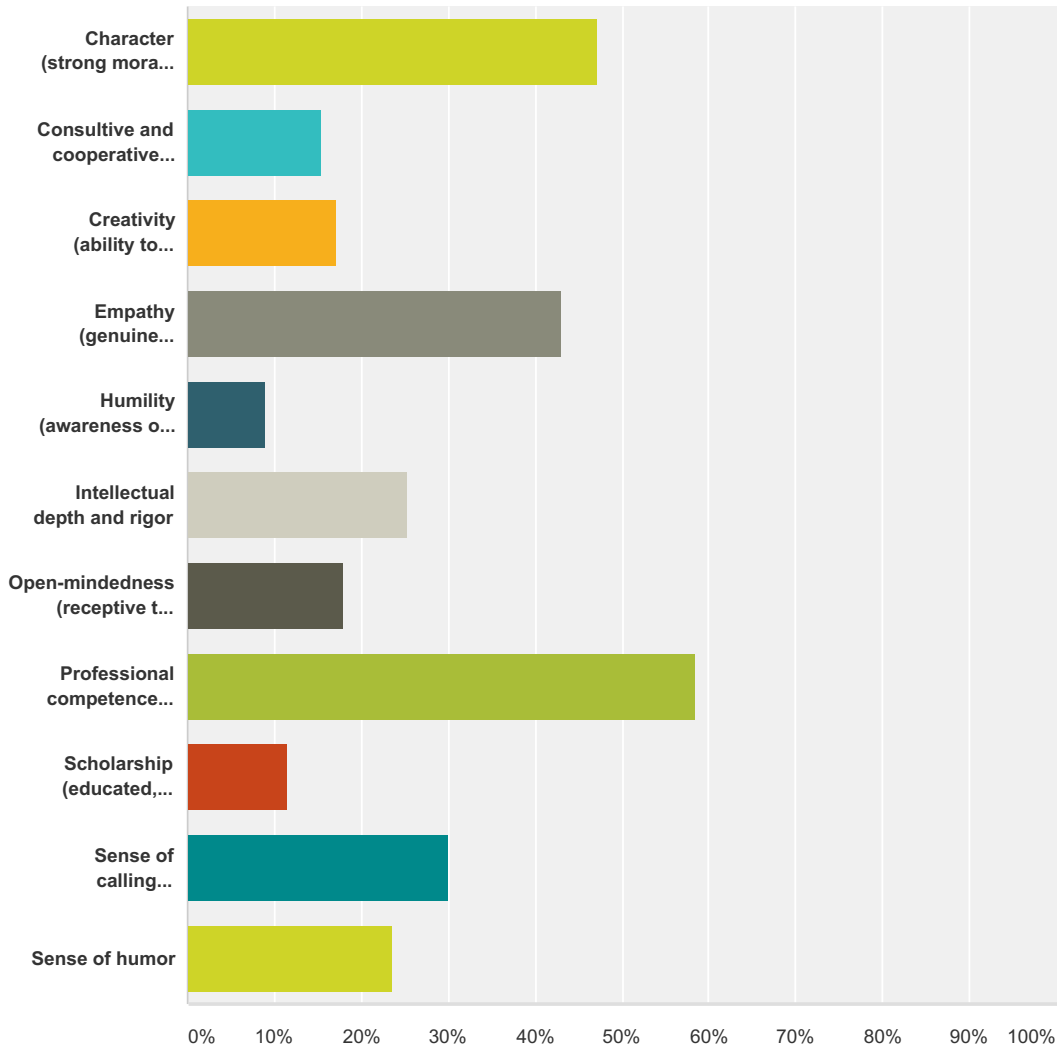


Answer Choices	Responses
Assuring efficient and effective church administration	17.07% 21
Caring for and counseling individuals	39.02% 48
Creating a sense of awe and wonder in Sunday services	20.33% 25

Encouraging congregational social justice programs	19.51%	24
Encouraging volunteers and developing lay leadership	13.01%	16
Fostering a sense of fellowship and community within the church	49.59%	61
Guiding/facilitating committee work	4.88%	6
Leading and guiding the church staff	15.45%	19
Offering stimulating adult enrichment programs	6.50%	8
Participating in religious education for children and youth	8.13%	10
Presenting stimulating and challenging Sunday services	72.36%	89
Providing visible leadership in the community beyond the church	30.89%	38
Total Respondents: 123		

Q18 Which of the following qualities do you think are the most important considerations in screening ministerial candidates? (please check 3)

Answered: 123 Skipped: 9

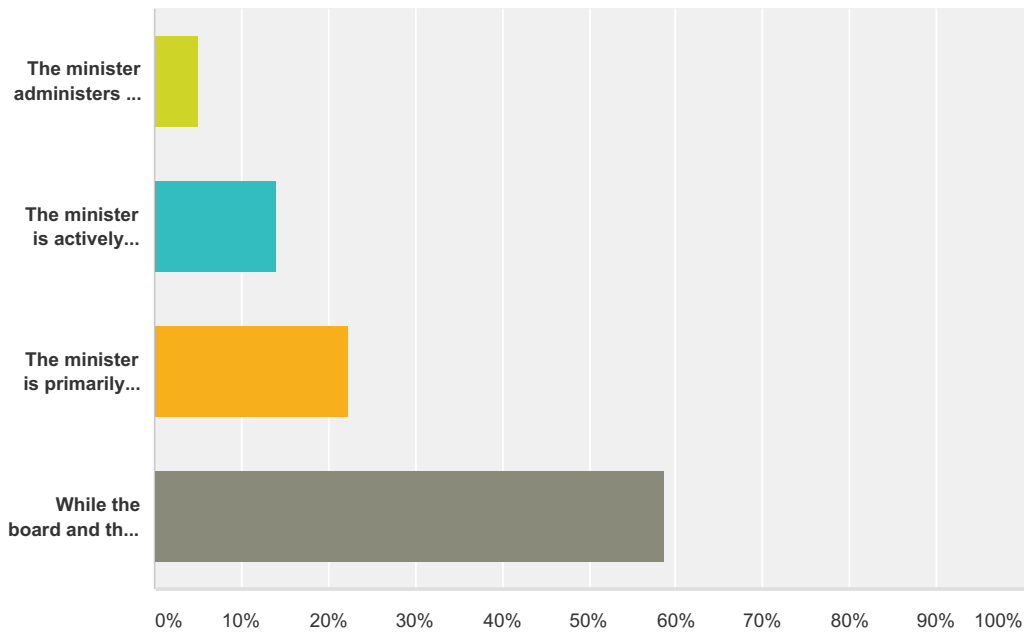


Answer Choices	Responses
Character (strong moral consistency, stability, reliability)	47.15% 58
Consultive and cooperative approach	15.45% 19
Creativity (ability to develop and present new ideas and methods)	17.07% 21
Empathy (genuine interest in and concern about others)	43.09% 53
Humility (awareness of his/her limitations)	8.94% 11
Intellectual depth and rigor	25.20% 31
Open-mindedness (receptive to other ideas)	17.89% 22

Professional competence (ability to communicate, counsel, empower, etc.)	58.54%	72
Scholarship (educated, informed, interesting)	11.38%	14
Sense of calling (motivated, enthusiastic)	30.08%	37
Sense of humor	23.58%	29
Total Respondents: 123		

Q19 Which statement best describes the minister's administrative role?

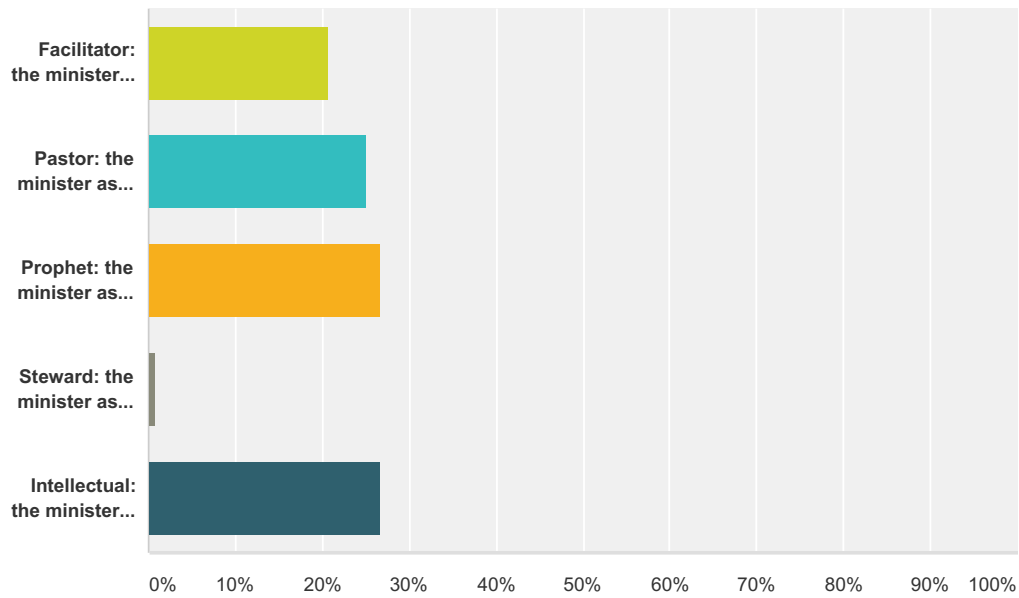
Answered: 121 Skipped: 11



Answer Choices	Responses
The minister administers the daily operations of the congregation, guiding the various committees in their work.	4.96% 6
The minister is actively involved in many of the committees of the congregation as a consultant/stimulator/facilitator.	14.05% 17
The minister is primarily concerned with the religious life of the congregation; the committees are the primary administrators of the congregation.	22.31% 27
While the board and the committees set policy or organize the programs of the congregation, the minister also has an administrative role in operations. This necessitates a cooperative, collaborative approach.	58.68% 71
Total	121

Q20 What predominant style of ministry would you prefer in our next minister?

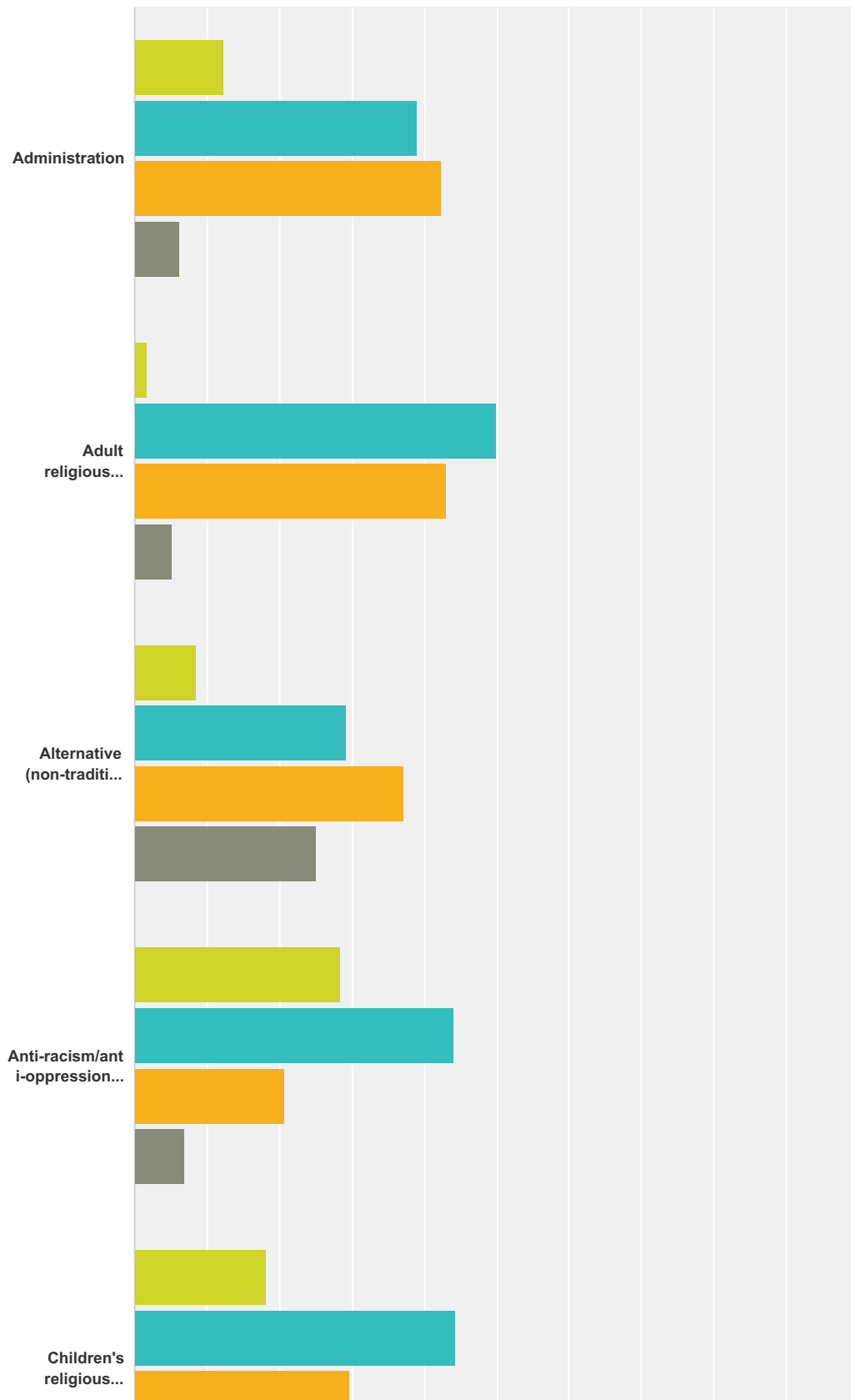
Answered: 116 Skipped: 16

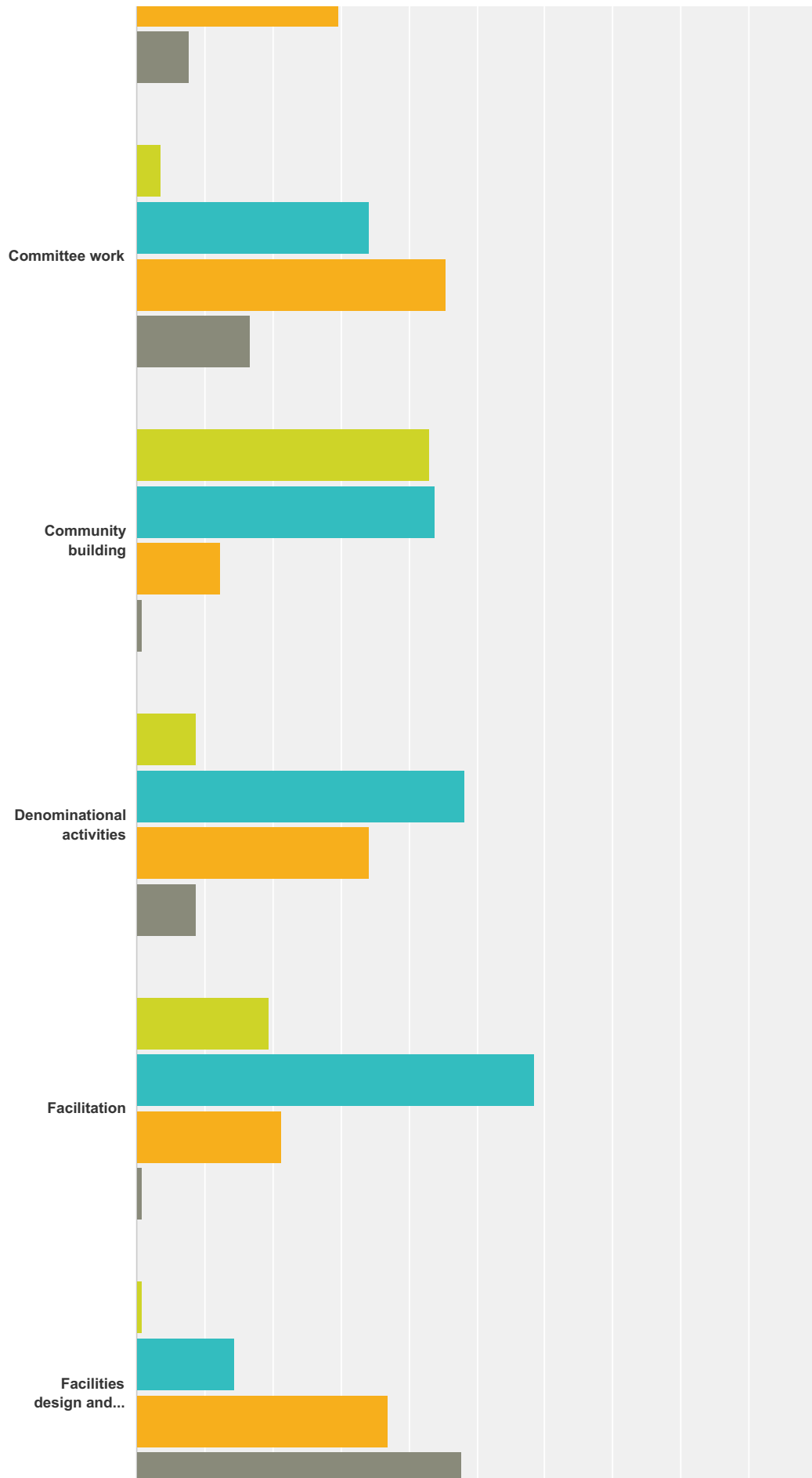


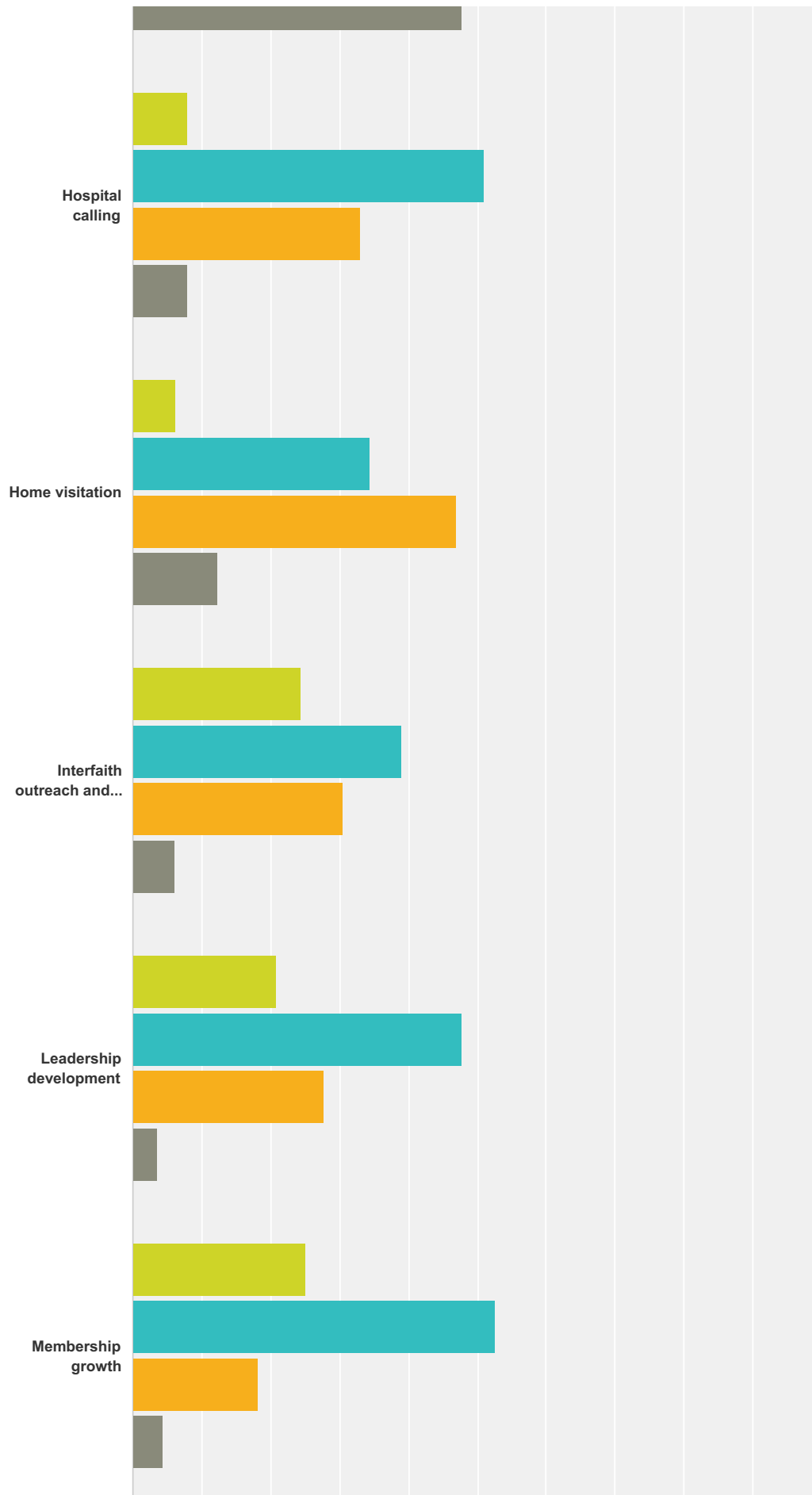
Answer Choices	Responses
Facilitator: the minister as go-between; because of the connections forged among them by the minister, the congregation feels itself "spontaneously" under way.	20.69% 24
Pastor: the minister as chaplain; by virtue of his/her spiritual and moral gifts the minister becomes an influential counselor to individuals and to a strong lay leadership.	25.00% 29
Prophet: the minister as visionary; envisioning a future of promise; the minister inspires the congregation and the larger community to pursue that vision.	26.72% 31
Steward: the minister as city manager; with the minister managing the details, so that the congregation runs like a well-oiled machine.	0.86% 1
Intellectual: the minister as primary thought leader, expanding the intellectual capacity of the congregation.	26.72% 31
Total	116

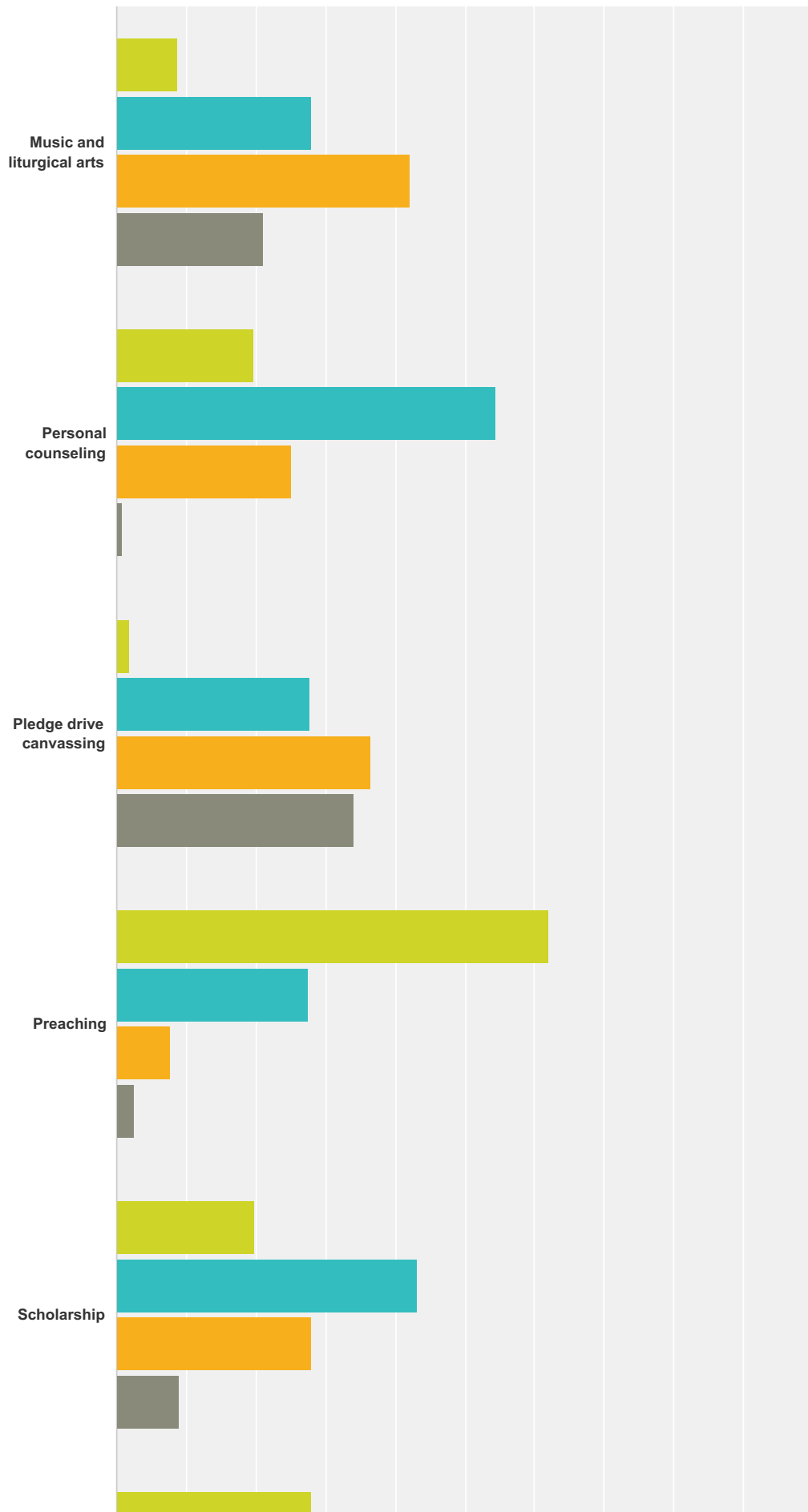
Q21 How important are these ministerial functions to you?

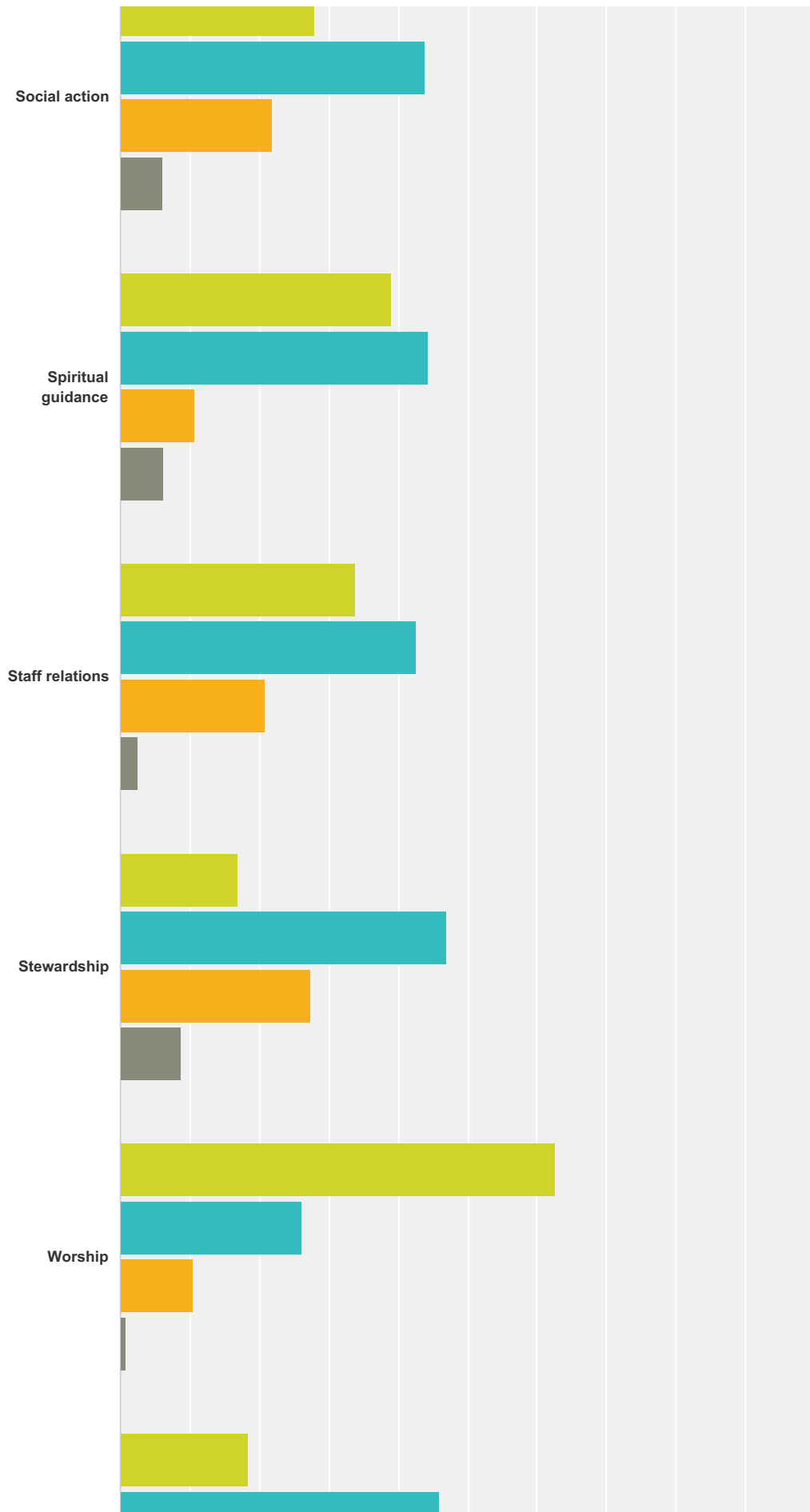
Answered: 117 Skipped: 15

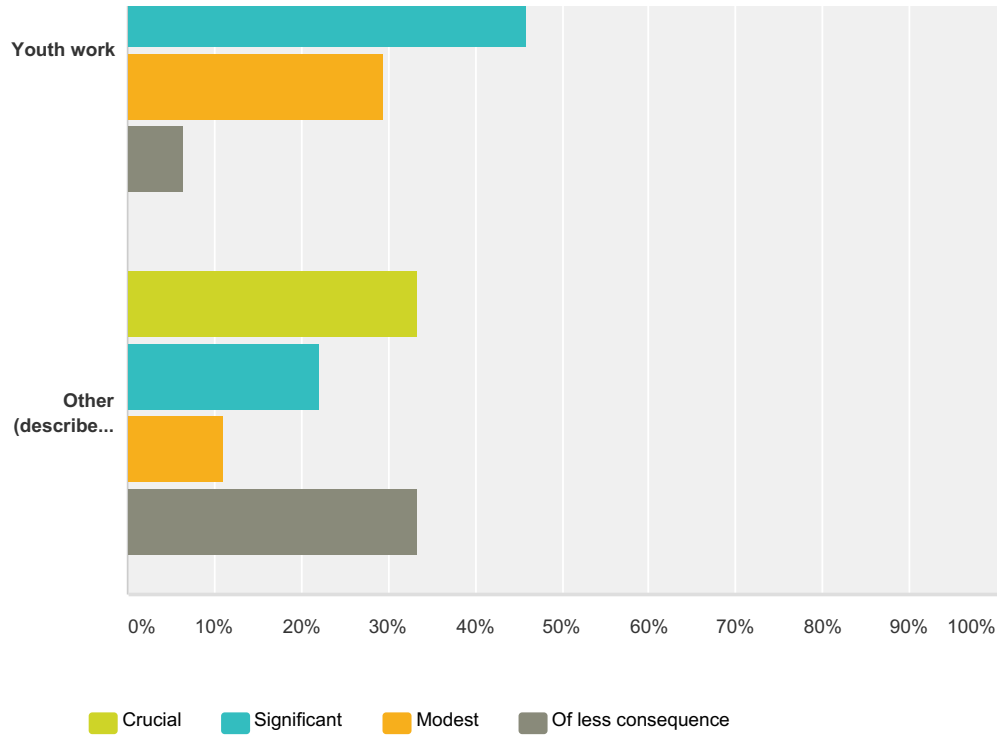










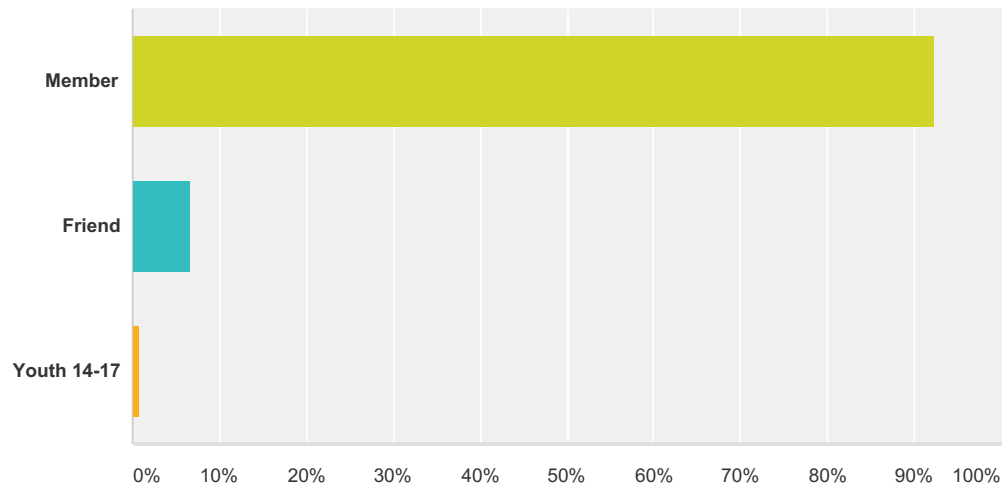


	Crucial	Significant	Modest	Of less consequence	Total
Administration	12.39% 14	38.94% 44	42.48% 48	6.19% 7	113
Adult religious education	1.75% 2	50.00% 57	42.98% 49	5.26% 6	114
Alternative (non-traditional) worship	8.62% 10	29.31% 34	37.07% 43	25.00% 29	116
Anti-racism/anti-oppression work	28.45% 33	43.97% 51	20.69% 24	6.90% 8	116
Children's religious education	18.26% 21	44.35% 51	29.57% 34	7.83% 9	115
Committee work	3.51% 4	34.21% 39	45.61% 52	16.67% 19	114
Community building	42.98% 49	43.86% 50	12.28% 14	0.88% 1	114
Denominational activities	8.77% 10	48.25% 55	34.21% 39	8.77% 10	114
Facilitation	19.47% 22	58.41% 66	21.24% 24	0.88% 1	113
Facilities design and management	0.90% 1	14.41% 16	36.94% 41	47.75% 53	111
Hospital calling	8.04% 9	50.89% 57	33.04% 37	8.04% 9	112
Home visitation	6.19% 7	34.51% 39	46.90% 53	12.39% 14	113
Interfaith outreach and communication	24.35% 28	39.13% 45	30.43% 35	6.09% 7	115

Leadership development	20.87% 24	47.83% 55	27.83% 32	3.48% 4	115
Membership growth	25.00% 29	52.59% 61	18.10% 21	4.31% 5	116
Music and liturgical arts	8.77% 10	28.07% 32	42.11% 48	21.05% 24	114
Personal counseling	19.64% 22	54.46% 61	25.00% 28	0.89% 1	112
Pledge drive canvassing	1.79% 2	27.68% 31	36.61% 41	33.93% 38	112
Preaching	62.07% 72	27.59% 32	7.76% 9	2.59% 3	116
Scholarship	19.82% 22	43.24% 48	27.93% 31	9.01% 10	111
Social action	28.07% 32	43.86% 50	21.93% 25	6.14% 7	114
Spiritual guidance	38.94% 44	44.25% 50	10.62% 12	6.19% 7	113
Staff relations	33.91% 39	42.61% 49	20.87% 24	2.61% 3	115
Stewardship	16.81% 19	46.90% 53	27.43% 31	8.85% 10	113
Worship	62.61% 72	26.09% 30	10.43% 12	0.87% 1	115
Youth work	18.35% 20	45.87% 50	29.36% 32	6.42% 7	109
Other (describe below)	33.33% 3	22.22% 2	11.11% 1	33.33% 3	9

Q22 What is your affiliation with UUMAN?

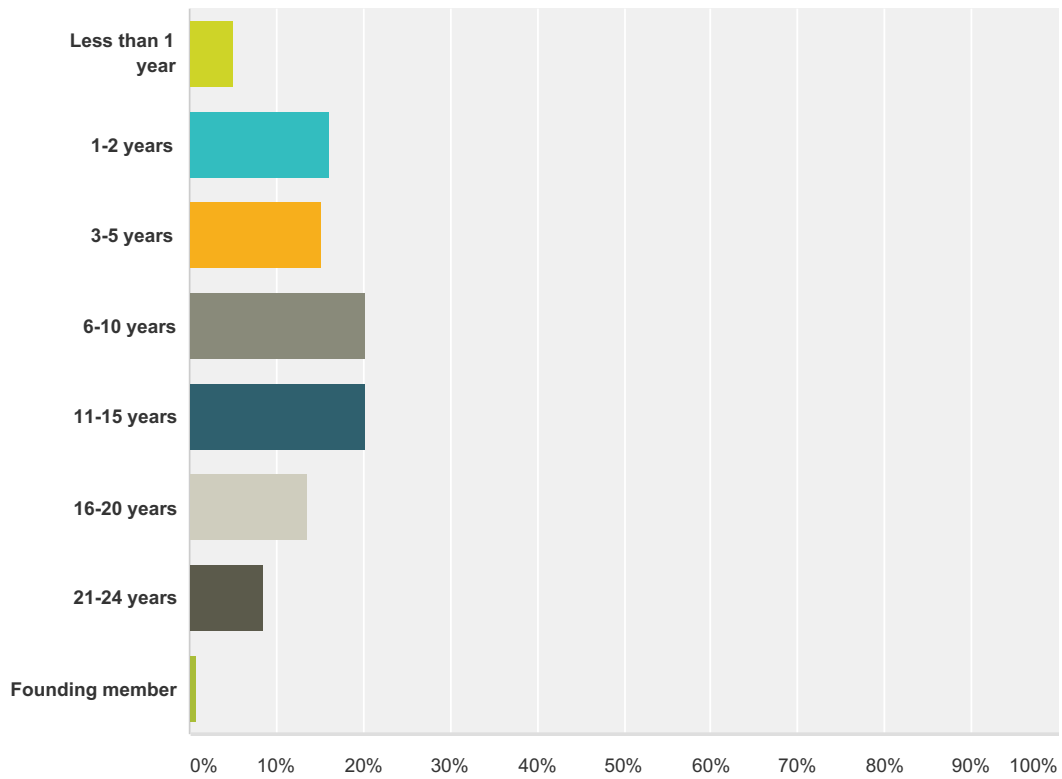
Answered: 118 Skipped: 14



Answer Choices	Responses
Member	92.37% 109
Friend	6.78% 8
Youth 14-17	0.85% 1
Total	118

Q23 How long have you been associated with UUMAN?

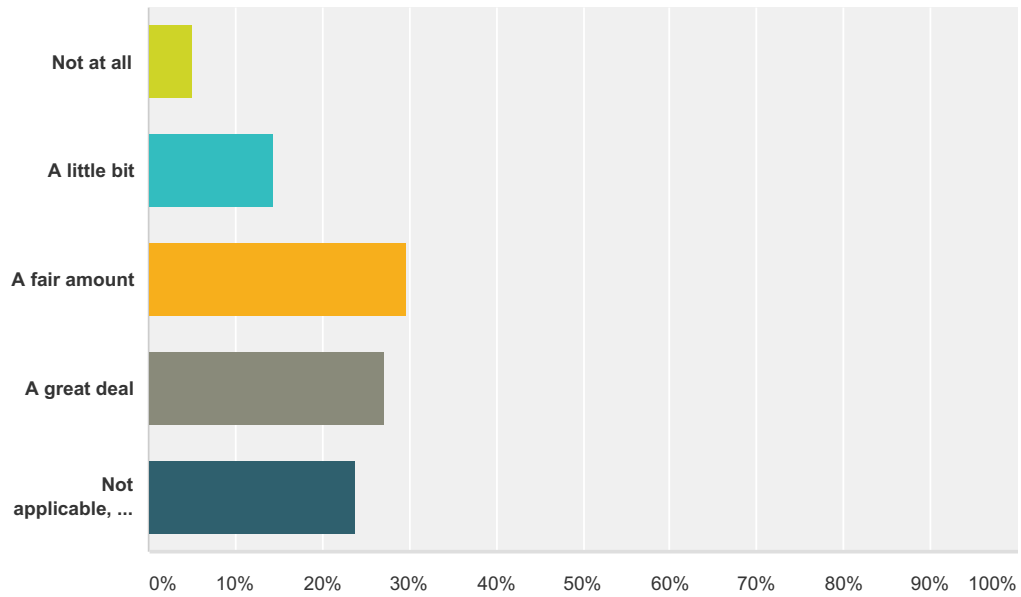
Answered: 118 Skipped: 14



Answer Choices	Responses	
Less than 1 year	5.08%	6
1-2 years	16.10%	19
3-5 years	15.25%	18
6-10 years	20.34%	24
11-15 years	20.34%	24
16-20 years	13.56%	16
21-24 years	8.47%	10
Founding member	0.85%	1
Total		118

Q24 Thinking back to a time when you have been in need of support, to what extent did UUMAN reach out and offer support to you?

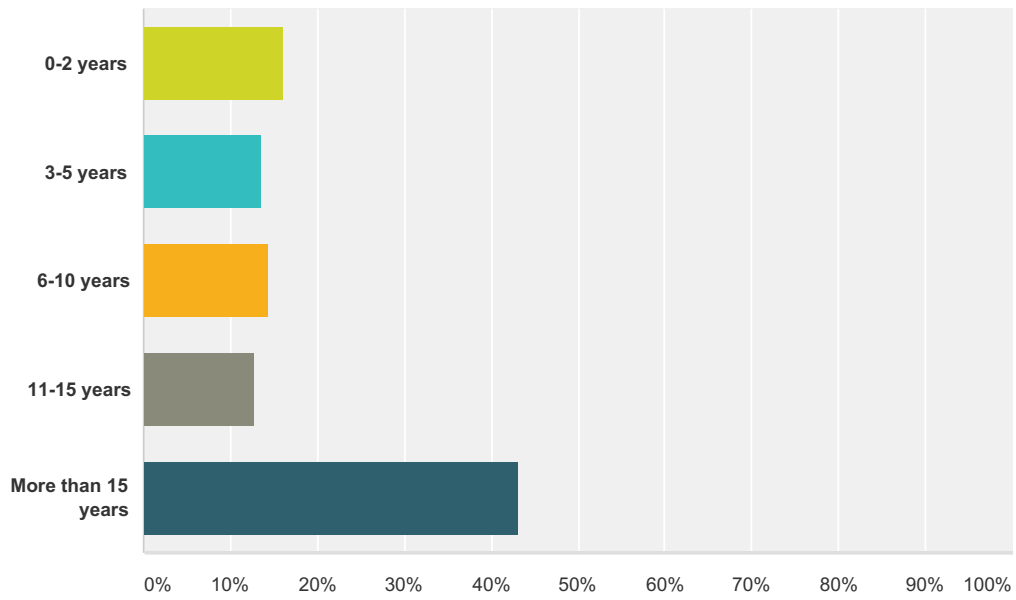
Answered: 118 Skipped: 14



Answer Choices	Responses	
Not at all	5.08%	6
A little bit	14.41%	17
A fair amount	29.66%	35
A great deal	27.12%	32
Not applicable, I have not been in need of support while affiliated with UUMAN.	23.73%	28
Total		118

Q25 How many years have you been a Unitarian Universalist?

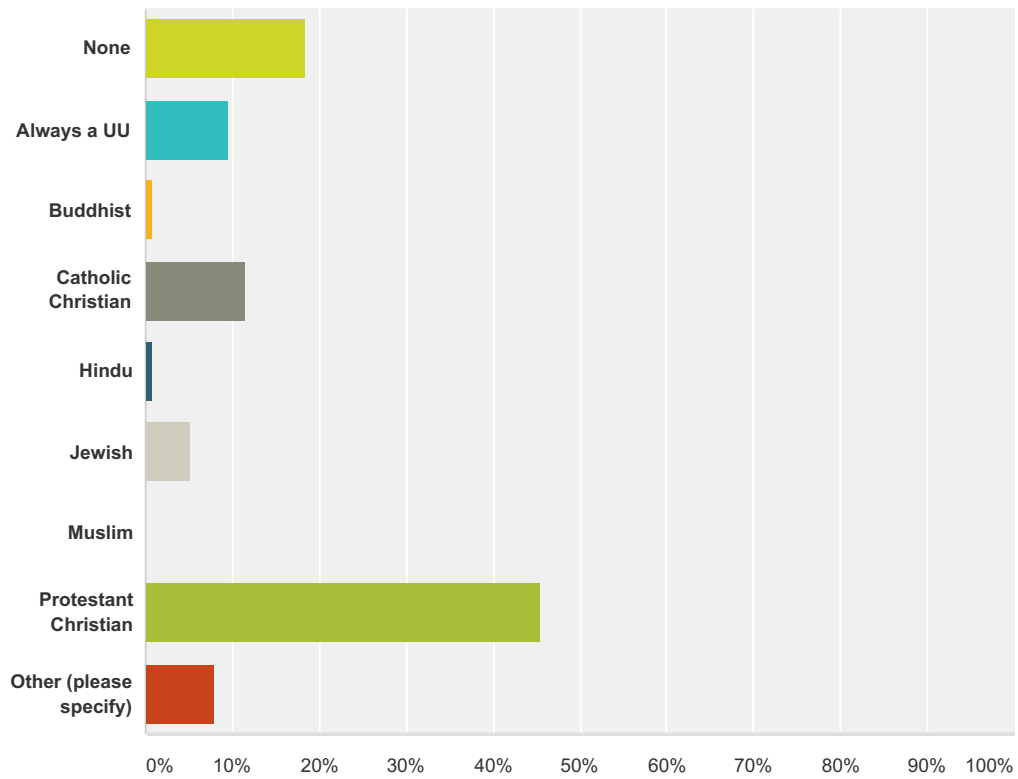
Answered: 118 Skipped: 14



Answer Choices	Responses
0-2 years	16.10% 19
3-5 years	13.56% 16
6-10 years	14.41% 17
11-15 years	12.71% 15
More than 15 years	43.22% 51
Total	118

Q26 What was your most recent prior religious affiliation?

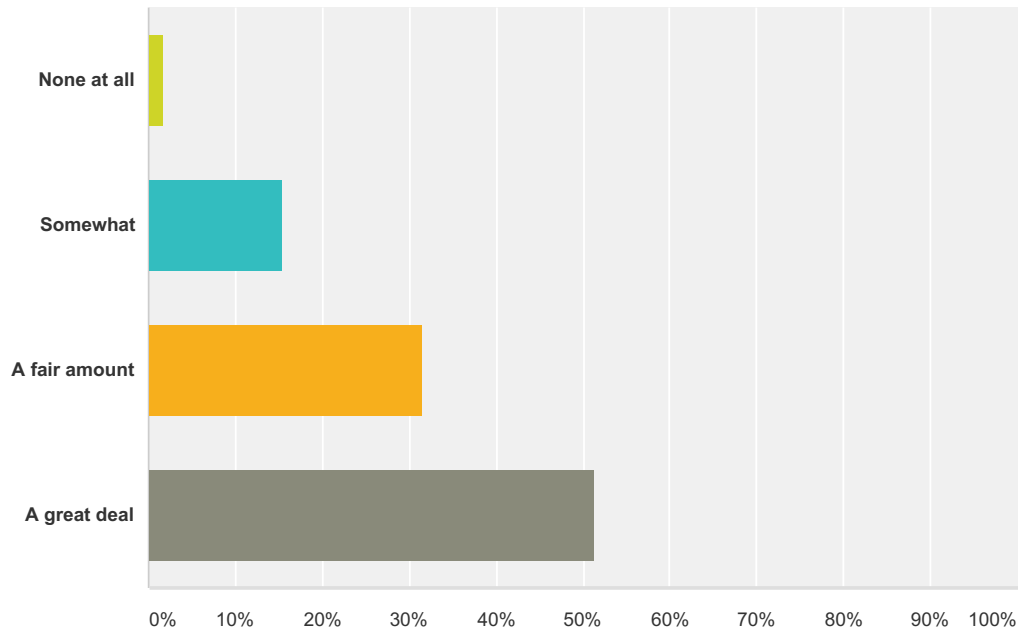
Answered: 114 Skipped: 18



Answer Choices	Responses
None	18.42% 21
Always a UU	9.65% 11
Buddhist	0.88% 1
Catholic Christian	11.40% 13
Hindu	0.88% 1
Jewish	5.26% 6
Muslim	0.00% 0
Protestant Christian	45.61% 52
Other (please specify)	7.89% 9
Total	114

Q27 How much is your affiliation with UUMAN a source of strength or comfort to you?

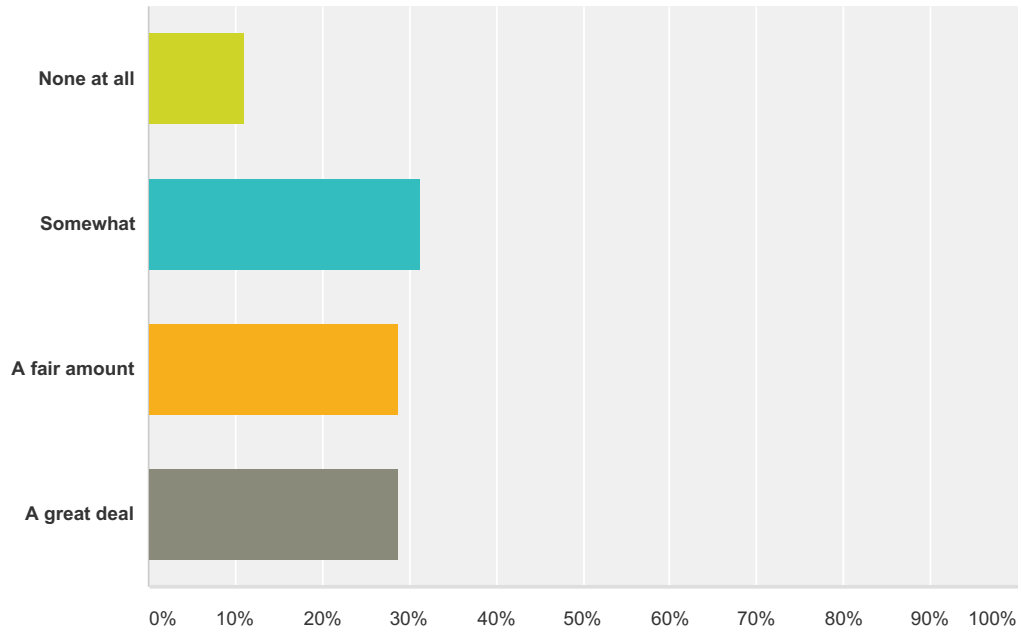
Answered: 117 Skipped: 15



Answer Choices	Responses
None at all	1.71% 2
Somewhat	15.38% 18
A fair amount	31.62% 37
A great deal	51.28% 60
Total	117

Q28 How much is your affiliation with the Unitarian Universalist denomination a source of strength or comfort to you? (Note this is different than the question you've just answered above.)

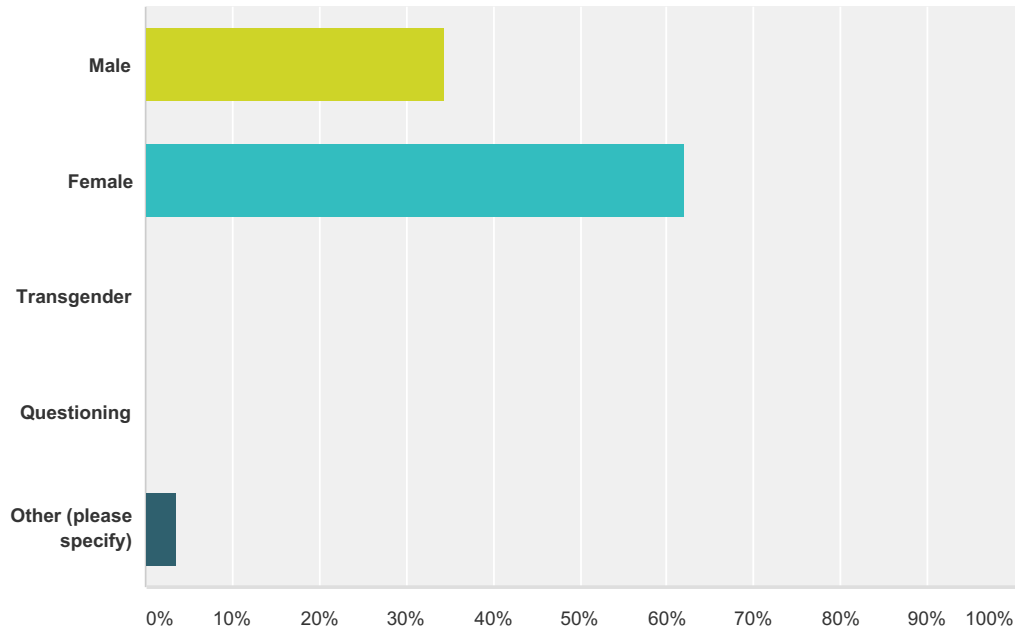
Answered: 118 Skipped: 14



Answer Choices	Responses
None at all	11.02% 13
Somewhat	31.36% 37
A fair amount	28.81% 34
A great deal	28.81% 34
Total	118

Q29 What is your gender?

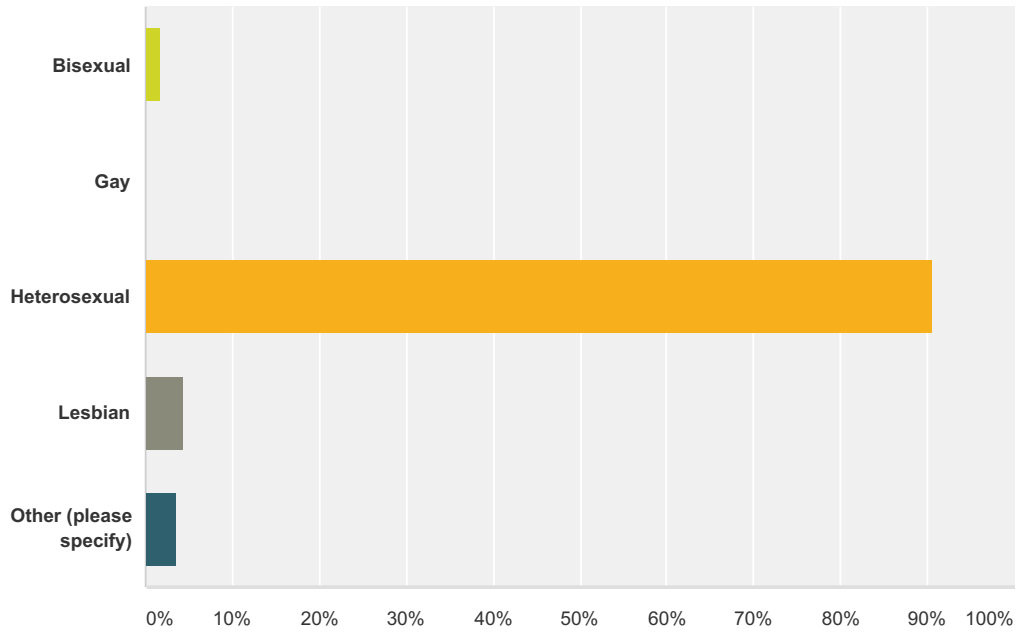
Answered: 116 Skipped: 16



Answer Choices	Responses
Male	34.48% 40
Female	62.07% 72
Transgender	0.00% 0
Questioning	0.00% 0
Other (please specify)	3.45% 4
Total	116

Q30 What is your sexual orientation?

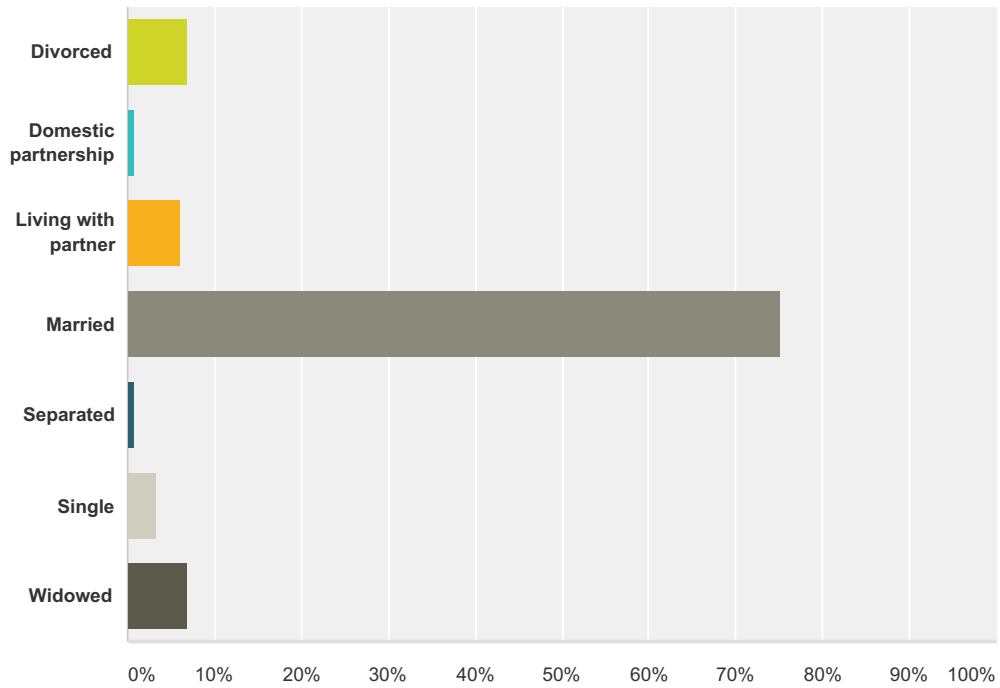
Answered: 116 Skipped: 16



Answer Choices	Responses
Bisexual	1.72% 2
Gay	0.00% 0
Heterosexual	90.52% 105
Lesbian	4.31% 5
Other (please specify)	3.45% 4
Total	116

Q31 What is your current marital status?

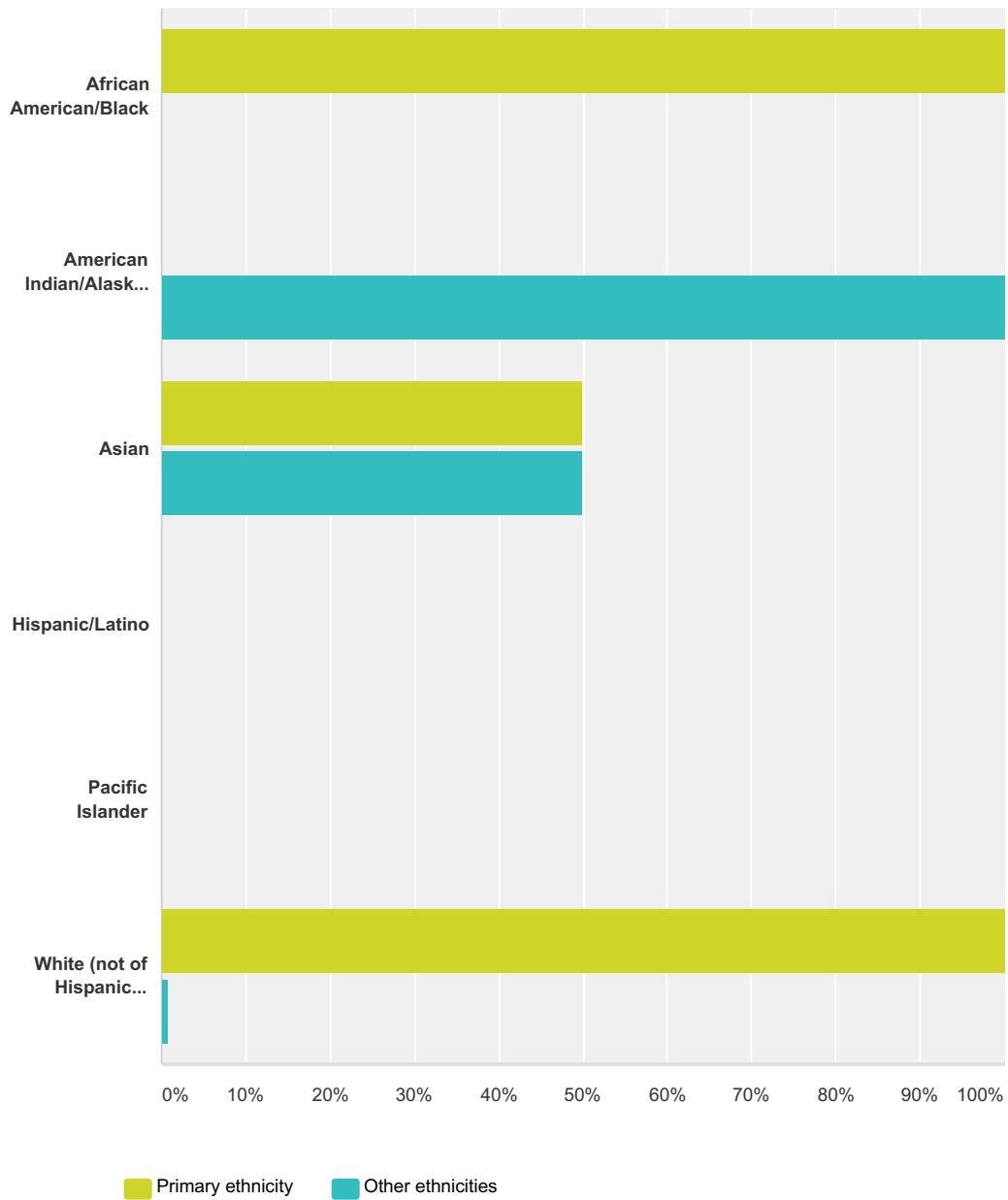
Answered: 117 Skipped: 15



Answer Choices	Responses	
Divorced	6.84%	8
Domestic partnership	0.85%	1
Living with partner	5.98%	7
Married	75.21%	88
Separated	0.85%	1
Single	3.42%	4
Widowed	6.84%	8
Total		117

Q32 What is your ethnic/racial background?

Answered: 115 Skipped: 17

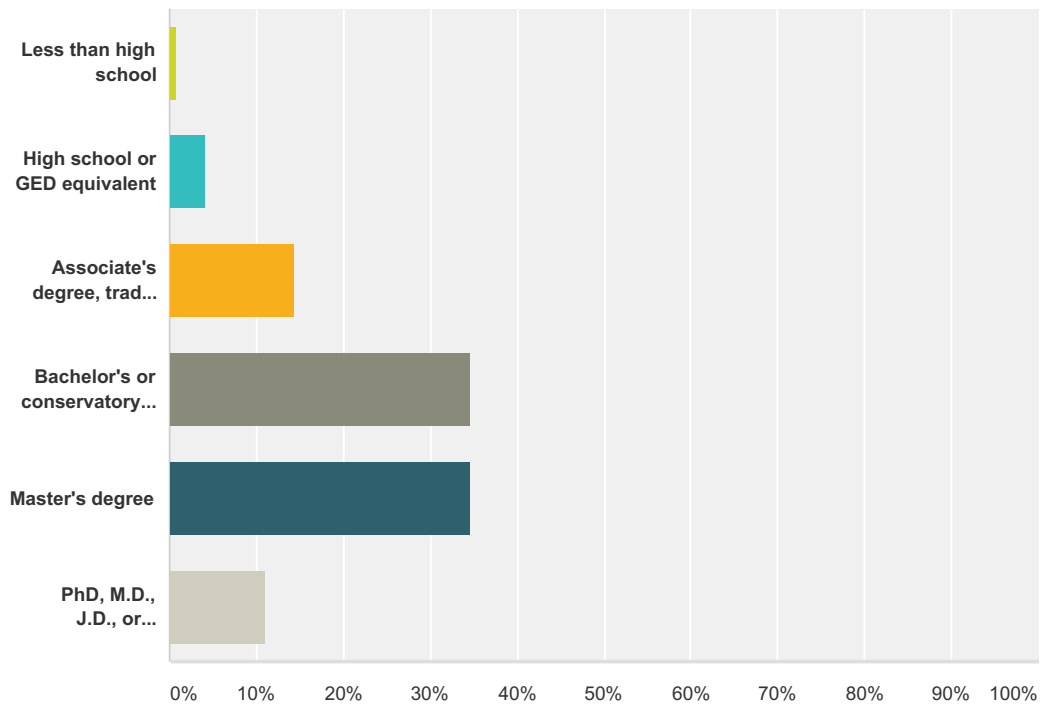


	Primary ethnicity	Other ethnicities	Total Respondents
African American/Black	100.00% 3	0.00% 0	3
American Indian/Alaska Native	0.00% 0	100.00% 3	3
Asian	50.00% 2	50.00% 2	4
Hispanic/Latino	0.00% 0	0.00% 0	0

Pacific Islander	0.00% 0	0.00% 0	0
White (not of Hispanic origin)	100.00% 111	0.90% 1	111

Q33 What formal education have you completed? (Check highest level)

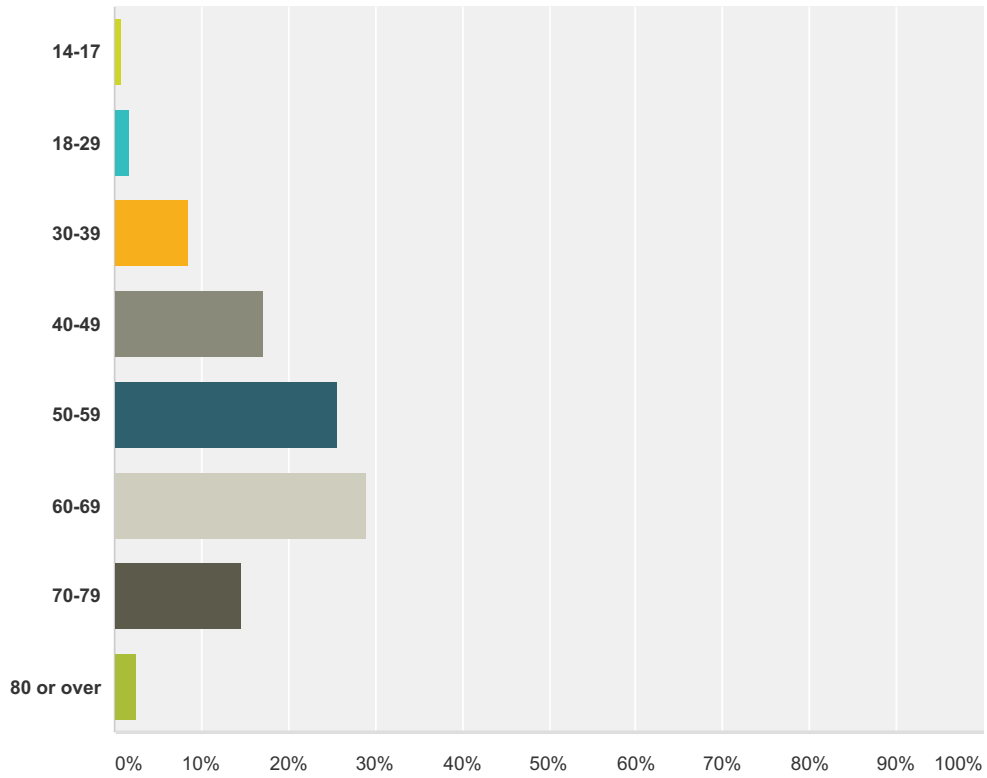
Answered: 118 Skipped: 14



Answer Choices	Responses
Less than high school	0.85% 1
High school or GED equivalent	4.24% 5
Associate's degree, trade school, or some college	14.41% 17
Bachelor's or conservatory degree	34.75% 41
Master's degree	34.75% 41
PhD, M.D., J.D., or similar advanced degree	11.02% 13
Total	118

Q34 What is your age?

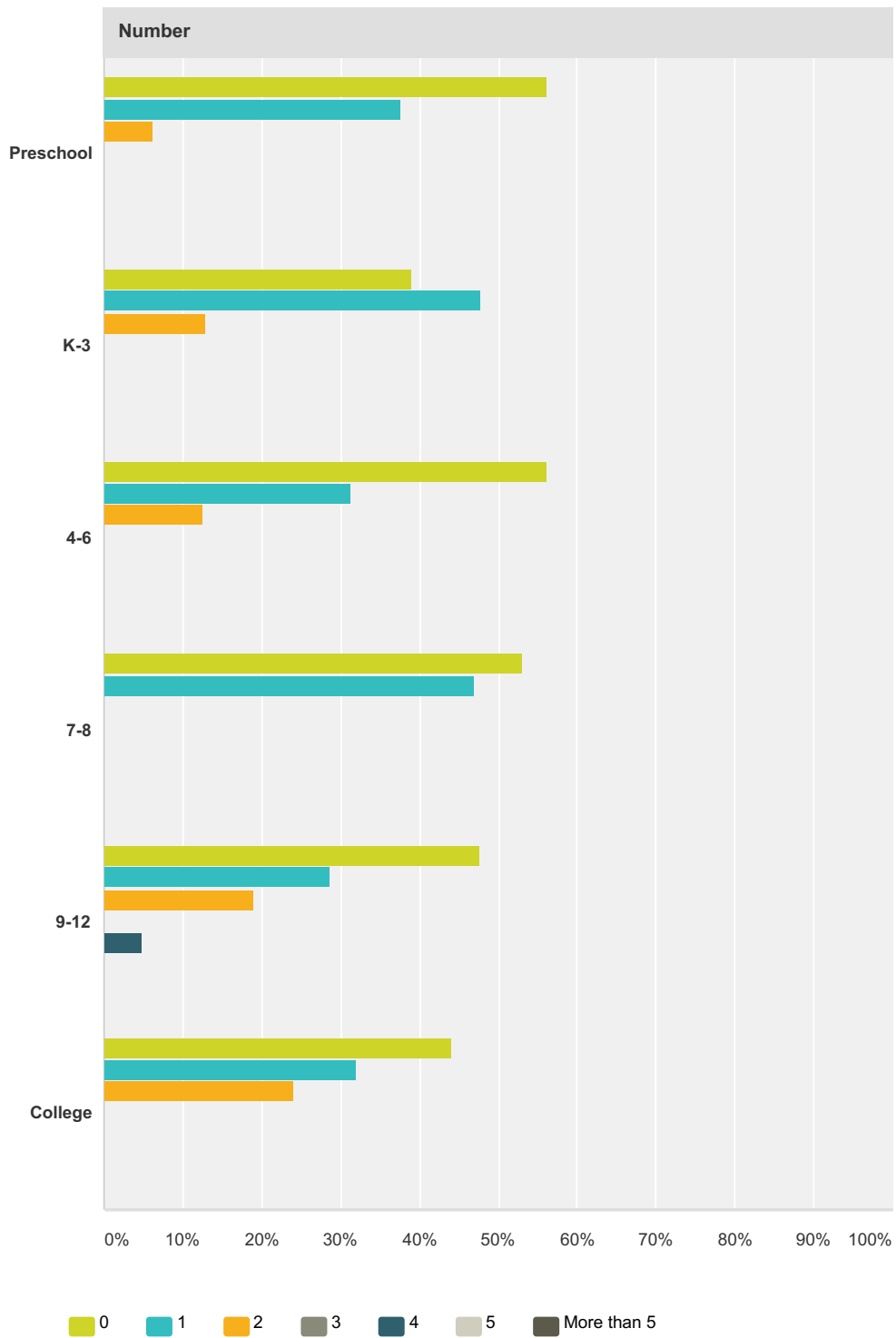
Answered: 117 Skipped: 15

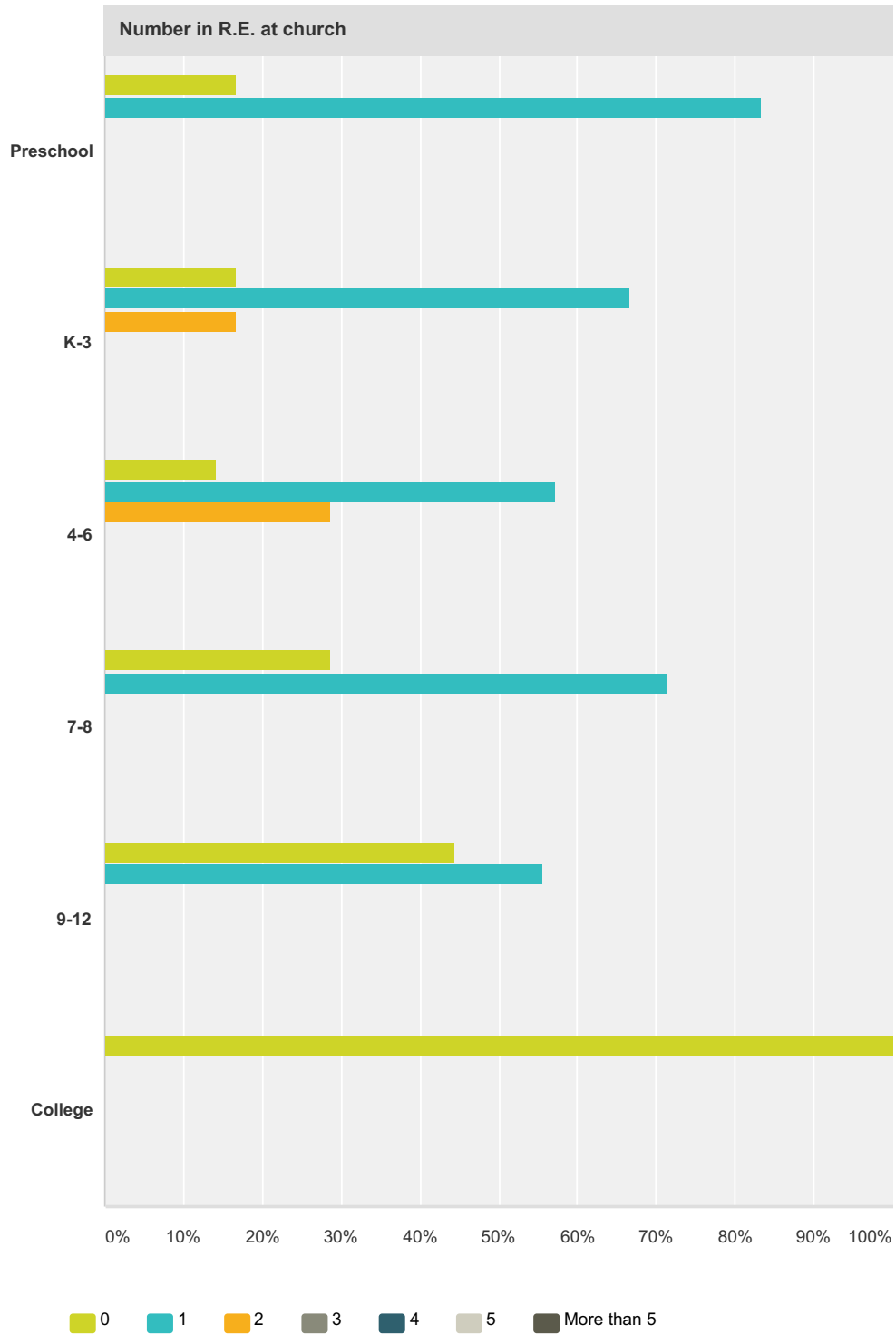


Answer Choices	Responses
14-17	0.85% 1
18-29	1.71% 2
30-39	8.55% 10
40-49	17.09% 20
50-59	25.64% 30
60-69	29.06% 34
70-79	14.53% 17
80 or over	2.56% 3
Total	117

Q35 If you have children, please indicate how many in each group.

Answered: 53 Skipped: 79





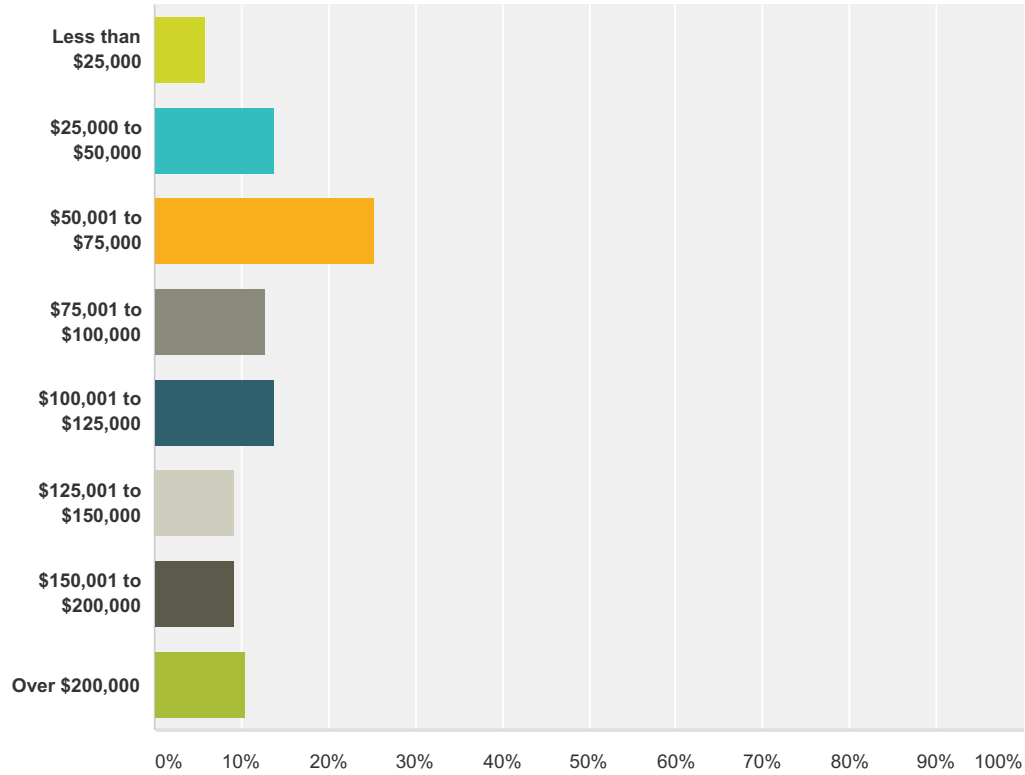
Number									
	0	1	2	3	4	5	More than 5	Total	
Preschool	56.25%	37.50%	6.25%	0.00%	0.00%	0.00%	0.00%	0.00%	16
	9	6	1	0	0	0	0		
K-3	39.13%	47.83%	13.04%	0.00%	0.00%	0.00%	0.00%	0.00%	23
	9	11	3	0	0	0	0		
4-6	56.25%	31.25%	12.50%	0.00%	0.00%	0.00%	0.00%	0.00%	16
	9	5	2	0	0	0	0		

7-8	52.94% 9	47.06% 8	0.00% 0	0.00% 0	0.00% 0	0.00% 0	0.00% 0	17
9-12	47.62% 10	28.57% 6	19.05% 4	0.00% 0	4.76% 1	0.00% 0	0.00% 0	21
College	44.00% 11	32.00% 8	24.00% 6	0.00% 0	0.00% 0	0.00% 0	0.00% 0	25

Number in R.E. at church								
	0	1	2	3	4	5	More than 5	Total
Preschool	16.67% 1	83.33% 5	0.00% 0	0.00% 0	0.00% 0	0.00% 0	0.00% 0	6
K-3	16.67% 2	66.67% 8	16.67% 2	0.00% 0	0.00% 0	0.00% 0	0.00% 0	12
4-6	14.29% 1	57.14% 4	28.57% 2	0.00% 0	0.00% 0	0.00% 0	0.00% 0	7
7-8	28.57% 2	71.43% 5	0.00% 0	0.00% 0	0.00% 0	0.00% 0	0.00% 0	7
9-12	44.44% 4	55.56% 5	0.00% 0	0.00% 0	0.00% 0	0.00% 0	0.00% 0	9
College	100.00% 8	0.00% 0	0.00% 0	0.00% 0	0.00% 0	0.00% 0	0.00% 0	8

Q36 What was your total gross family/household income before taxes last year?

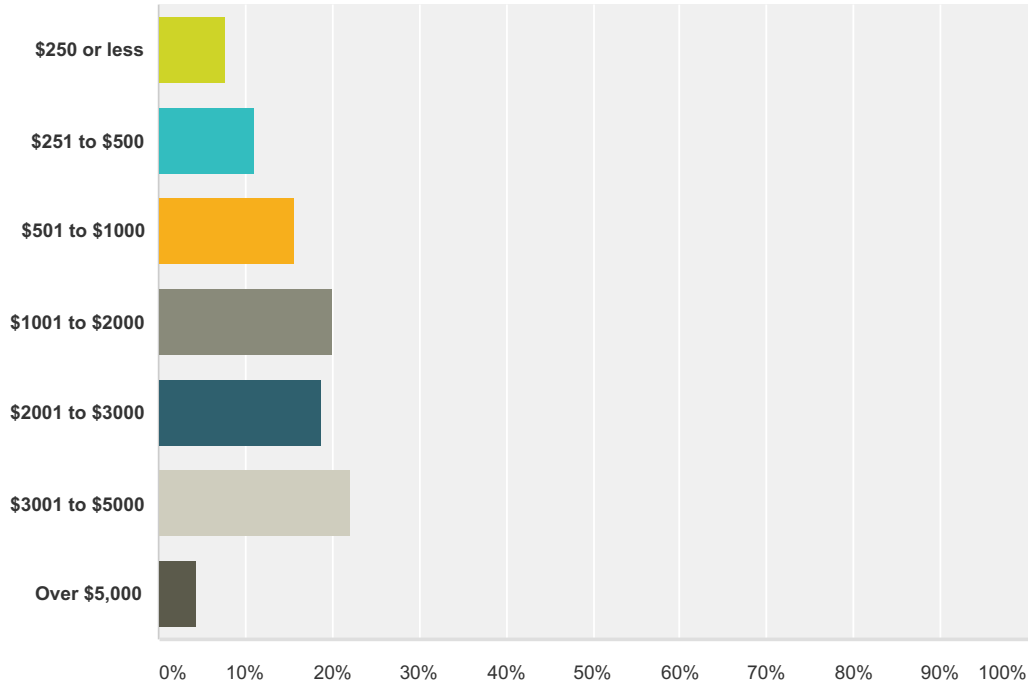
Answered: 87 Skipped: 45



Answer Choices	Responses
Less than \$25,000	5.75% 5
\$25,000 to \$50,000	13.79% 12
\$50,001 to \$75,000	25.29% 22
\$75,001 to \$100,000	12.64% 11
\$100,001 to \$125,000	13.79% 12
\$125,001 to \$150,000	9.20% 8
\$150,001 to \$200,000	9.20% 8
Over \$200,000	10.34% 9
Total	87

Q37 What is your current family/household pledge--- whether you pledge as individuals or as a family?

Answered: 90 Skipped: 42



Answer Choices	Responses
\$250 or less	7.78% 7
\$251 to \$500	11.11% 10
\$501 to \$1000	15.56% 14
\$1001 to \$2000	20.00% 18
\$2001 to \$3000	18.89% 17
\$3001 to \$5000	22.22% 20
Over \$5,000	4.44% 4
Total	90